

# **CSC2/455 Software Analysis and Improvement**

## **Proving Programs Correct**

---

Sreepathi Pai

April 22, 2020 [released April 23]

URCS

# Outline

Proofs of Program Correctness

Loop Invariants

Theorem Proving

Postscript

Proofs of Program Correctness

Loop Invariants

Theorem Proving

Postscript

# What is a correct program?

- A program that meets its specification is a correct program
- What is the correct specification for a program?
  - The scope of this question is beyond this course
  - Not entirely technical
- Our goal is only to study methods that check if a program meets its provided specification
  - Technical only

## Our simple program

```
void fn(int k) {  
    int x = k;  
    int c = 0;  
  
    while(x > 0) {  
        c = c + 1;  
        x = x - 1;  
    }  
  
    assert(x == 0);  
    assert(c == k);  
}
```

Will those assertions always be true? [i.e. are they always valid?]

# CBMC: Try #1

```
$ cbmc --function fn --trace simple1.c
CBMC version 5.10 (cbmc-5.10) 64-bit x86_64 linux
Parsing simple1.c
Converting
Type-checking simple1
Generating GOTO Program
Adding CPROVER library (x86_64)
Removal of function pointers and virtual functions
Generic Property Instrumentation
Running with 8 object bits, 56 offset bits (default)
Starting Bounded Model Checking
Unwinding loop fn.0 iteration 1 file simple1.c line 14 function fn thread 0
Unwinding loop fn.0 iteration 2 file simple1.c line 14 function fn thread 0
Unwinding loop fn.0 iteration 3 file simple1.c line 14 function fn thread 0
Unwinding loop fn.0 iteration 4 file simple1.c line 14 function fn thread 0
Unwinding loop fn.0 iteration 5 file simple1.c line 14 function fn thread 0
Unwinding loop fn.0 iteration 6 file simple1.c line 14 function fn thread 0
Unwinding loop fn.0 iteration 7 file simple1.c line 14 function fn thread 0
Unwinding loop fn.0 iteration 8 file simple1.c line 14 function fn thread 0
Unwinding loop fn.0 iteration 9 file simple1.c line 14 function fn thread 0
Unwinding loop fn.0 iteration 10 file simple1.c line 14 function fn thread 0
Unwinding loop fn.0 iteration 11 file simple1.c line 14 function fn thread 0
Unwinding loop fn.0 iteration 12 file simple1.c line 14 function fn thread 0
...
```

Whoops, infinite loop!

## CBMC: Try #2

```
$ cbmc --function fn --unwind 10 --trace simple1.c
CBMC version 5.10 (cbmc-5.10) 64-bit x86_64 linux
...
Starting Bounded Model Checking
Unwinding loop fn.0 iteration 1 file simple1.c line 14 function fn thread 0
Unwinding loop fn.0 iteration 2 file simple1.c line 14 function fn thread 0
...
Unwinding loop fn.0 iteration 8 file simple1.c line 14 function fn thread 0
Unwinding loop fn.0 iteration 9 file simple1.c line 14 function fn thread 0
Not unwinding loop fn.0 iteration 10 file simple1.c line 14 function fn thread 0

...

** Results:
[fn.assertion.1] assertion x == 0: FAILURE
[fn.assertion.2] assertion c == k: FAILURE

...

k: -2147483648 (10000000 00000000 00000000 00000000)
x=-2147483648 (10000000 00000000 00000000 00000000)
c=0 (00000000 00000000 00000000 00000000)

Violated property: assertion x == 0
x == 0

Violated property: assertion c == k
c == k
```

- if k is negative (note: output is reformatted to fit)
  - x will not be zero
  - c will not be equal k

## Specifying $k$ must always be greater than zero

- We check our specifications, and notice that `fn` should only work on non-negative  $k$

```
void fn(int k) {  
    __CPROVER_assume(k >= 0);  
    ...  
}
```



# CBMC: Try #3

```
$ cbmc --unwinding-assertions --function fn --unwind 10 --trace simple1.c
CBMC version 5.10 (cbmc-5.10) 64-bit x86_64 linux
...
Unwinding loop fn.0 iteration 9 file simple1.c line 14 function fn thread 0
Not unwinding loop fn.0 iteration 10 file simple1.c line 14 function fn thread 0
...
** Results:
[fn.assertion.1] assertion x == 0: SUCCESS
[fn.assertion.2] assertion c == k: SUCCESS
[fn.unwind.0] unwinding assertion loop 0: FAILURE

Trace for fn.unwind.0:

INPUT k: 12 (00000000 00000000 00000000 00001100)
c=10 (00000000 00000000 00000000 00001010)
x=2 (00000000 00000000 00000000 00000010)

Violated property:
  unwinding assertion loop 0
```

- CBMC can't show loop terminates for a (fixed) finite number of unwindings
  - Here unwind=10 and CBMC says more unwindings would be needed for  $k = 12$
- Conclusions may be unsound

## Try out all possible unwindings

- For  $C$ ,  $k$  is still an integer.
  - Finite number of values
  - Could try out all possible unwindings by fixing an upper bound
- Might be feasible for `simple`
  - But add more loops, and time/space increases significantly
- Strategy not even feasible for languages like Python
  - Python has infinite precision integers
- Can we try something else?

```
void fn(int k) {
    int x = k;
    int c = 0;

    while(x > 0) {
        c = c + 1;
        x = x - 1;
    }

    assert(x == 0);
    assert(c == k);
}

int main(void) {
    int k;

    klee_make_symbolic(&k, sizeof(k), "k");
    klee_assume(k >= 0);
    fn(k);
}
```

## KLEE, contd.

```
clang -I ~/ext/klee-2.1/include/ -emit-llvm -c -g -O0 -Xclang -disa  
~/ext/klee-2.1/build/bin/klee simple1.bc  
KLEE: output directory is "src/klee-out-0"  
KLEE: Using Z3 solver backend  
^CKLEE: ctrl-c detected, requesting interpreter to halt.  
KLEE: halting execution, dumping remaining states  
  
KLEE: done: total instructions = 5174  
KLEE: done: completed paths = 273  
KLEE: done: generated tests = 273
```

- Symbolic execution using KLEE doesn't seem to work either
  - I interrupted after a minute or so.
  - Without `klee_assume`, KLEE also detects the assertion failure of `x == 0`

## What about abstract interpretation?

```
x := k;  
c := 0;  
while(x > 0) {  
    x := (x - 1);  
    c := (c + 1)  
}
```

- Input:

- $M^\# = \{k \mapsto [0, +\infty), x \mapsto \top, c \mapsto \top\}$

- Output:

- $\{ 'k': (0, +\text{inf}), 'x': (0, 0), 'c': (0, +\text{inf}) \}$

- $M^\# = \{k \mapsto [0, +\infty), x \mapsto [0, 0], c \mapsto [0, +\infty)\}$

## Does $M^\sharp$ allow us to prove our assertions?

$$M^\sharp = \{k \mapsto [0, +\infty), x \mapsto [0, 0], c \mapsto [0, +\infty)\}$$

- Logically  $P : (k \geq 0) \wedge (x = 0) \wedge (c \geq 0)$ 
  - We want to prove  $a_0 : x = 0$
  - We want to prove  $a_1 : c = k$
- For  $a_0$ 
  - If  $P$  is valid, then so is a subset of  $P$ , in particular  $P_0 : (x = 0)$
  - (This is because  $a \wedge b \wedge c \implies a$  is valid)
  - $P_0 \implies a_0$  is valid (also written as  $P_0 \models a_0$ )
- This won't work for  $a_1$ 
  - $P_1 : (k \geq 0) \wedge (c \geq 0)$  [any subset can be chosen]
  - $P_1 \not\models (c = k)$
  - Not strong enough. Counterexample:  $k = 6, c = 5$
  - Recall intervals domain is not relational, so can't relate  $c$  to  $k$

## simple.c, logically deriving $P_0$

```
void fn(int k) {
    int x = k;
    int c = 0;

    while(x > 0) {
        c = c + 1;
        x = x - 1;
    }

    assert(x == 0);
    assert(c == k);
}
```

- Clearly,  $P_0$  captures the state of the program at the end of the loop well enough to allow us to prove  $x = 0$
- Can we derive  $P_0$  (logically)?
  - First glance, *only* from loop condition, all we can say is that  $x \leq 0$  if loop executes and exits.
  - Not strong enough to prove  $x = 0$

## Loops ...

- Loops may execute zero, a finite number, or an infinite number of iterations
  - Bounded Model Checkers: Can't handle loops soundly without a fixed upper bound
  - Symbolic checkers: same
  - Abstract interpretation: Approximation may prevent us from verifying some properties
- But if we can find a  $P$  that captures the state of the program at the end of a loop
  - executing zero, finite or infinite number of iterations
  - $P$  may be strong enough to prove properties we're interested in
  - without having to model the loop iteration by iteration



# Outline

Proofs of Program Correctness

Loop Invariants

Theorem Proving

Postscript

# Loop Invariants

- A loop invariant is a condition over the program state that holds:
  - Before the loop
  - At the beginning of each iteration
  - At the end of each iteration

## A loop invariant in `simple.c`

```
assert(x >= 0);  
  
while(x > 0) {  
    assert(x >= 0);  
  
    c = c + 1;  
    x = x - 1;  
  
    assert(x >= 0);  
}
```

- $x \geq 0$  holds before the loop (since  $x = k$ , and  $k \geq 0$ )
- $x \geq 0$  holds at beginning of iteration, since  $x > 0$  (from loop condition)
- $x \geq 0$  holds at end of iteration
  - $x$  is reduced by 1 each iteration
  - $x > 0 \implies x \geq 1 \implies x - 1 \geq 0$

## Using the loop invariant to prove $x == 0$

- At end of loop
  - $x \leq 0$  (from loop condition, if loop exits, then  $\neg(x > 0)$  holds)
  - $x \geq 0$  (from loop invariant)
  - $x \leq 0 \wedge x \geq 0 \implies x = 0$
- What about  $c == k$ ?

## Trying out some candidate loop invariants for $c == k$

- Will  $c \leq k$  work?

```
assert(c <= k);  
while(x > 0) {  
    assert(c <= k);  
  
    c = c + 1;  
    x = x - 1;  
  
    assert(c <= k);  
}
```

- Definitely holds before loop ( $k \geq 0$ , and  $c = 0$ )
- But harder to show that  $c$  won't exceed  $k$  during loop
  - We *know* it is true, but hard to prove!
  - We only know  $x > 0$  at the beginning of each iteration
  - Hard to show that  $c + 1 \leq k$  from that premise (even assuming  $c \leq k$ )
  - In fact  $c \leq k$  allows  $c = k$  which would mean  $c + 1 > k$ !

# Change the loop condition?

```
assert(c <= k);  
while(c < k) {  
    assert(c <= k);  
  
    c = c + 1;  
    x = x - 1;  
  
    assert(c <= k);  
}
```

- Definitely holds before loop ( $k \geq 0$ , and  $c = 0$ )
- Holds on entry to loop as well  $c < k \implies c \leq k$
- Holds after each iteration as well:
  - $c + 1 \leq k + 1$ , (from invariant)
  - $c < k$  (from loop condition)
  - $c + 1 \leq k$

## Using the loop invariant to prove $c == k$

- At end of loop
  - $c \geq k$  (from loop condition, if loop exits, then  $\neg(c < k)$  holds)
  - $c \leq k$  (from loop invariant)
  - $c \leq k \wedge c \geq k \implies c = k$
- What about  $x == 0$ ?
  - Back to square one?
- How about combining the loop conditions and the invariants?

## Combining the loop invariants and loop conditions

```
assert(x >= 0 && c <= k);
while(x > 0 && c < k) {
    assert(x >= 0 && c <= k);

    c = c + 1;
    x = x - 1;

    assert(x >= 0 && c <= k);
}
```

- This doesn't seem to work
  - Not strong enough to imply either assertion after combination with loop exit condition!
  - If you work it out, you may be tempted to change the loop condition...



## Let's look at some concrete program executions

- $k = 5$

```
entry : k: 5, x: 5, c: 0  
end:    k: 5, x: 4, c: 1
```

```
entry:  k: 5, x: 4, c: 1  
end:    k: 5, x: 3, c: 2
```

```
entry:  k: 5, x: 3, c: 2  
end:    k: 5, x: 2, c: 3
```

```
entry:  k: 5, x: 2, c: 3  
end:    k: 5, x: 1, c: 4
```

```
entry:  k: 5, x: 1, c: 4  
end:    k: 5, x: 0, c: 5
```

```
exit:   k: 5, x: 0, c: 5
```

- Do you see a relation between  $x$ ,  $c$ , and  $k$ ?
- Do you see a pattern that is unchanging (i.e. invariant)?

## Invariant candidate #4: $x + c == k$

```
assert(x + c == k);
while(x > 0) {          /* note original loop condition */
    assert(x + c == k);

    c = c + 1;
    x = x - 1;

    assert(x + c == k);
}
```

- Clearly holds before entering loop and on first iteration
  - $x = k \wedge c = 0 \implies x + c = k$
- Assume holds at some iteration
  - $x + c = k$
- Then, it still holds at end of iteration (and next iteration)
  - $x - 1 + c + 1 = k$
- (Inductive argument)

## Proving $a_0$ and $a_1$

- $P : \neg(x > 0) \wedge (x + c = k)$ 
  - For  $a_0$ :  $(x \leq 0) \wedge (x + c = k) \implies x = 0$
  - For  $a_1$ :  $(x \leq 0) \wedge (x + c = k) \implies c = k$
- Can't prove these using  $P$  as derived, since  $P$  admits  $x < 0$ .
  - We want  $x = 0$  for the proof to go through
  - Without  $x = 0$ , setting  $x = -1$  is a counterexample for both  $P \implies a_0$  and  $P \implies a_1$
- But we can derive that  $x \geq 0$ 
  - We are given that  $k \geq 0$
  - $\{k \geq 0\} x := k \{x \geq 0\}$  (*assignment axiom*)
- We can therefore strengthen  $P$  by adding  $x \geq 0$ 
  - Allowed since  $P \wedge \text{true}$  is still true
- This allows both the proofs to go through!
  - $(x \leq 0) \wedge (x + c = k) \wedge (x \geq 0) \implies x = 0$

# Summary

- A loop invariant captures the effects of a loop on the program state
  - Without having to “run” or approximate states
  - Just have to prove the invariant satisfies the definition
- A useful loop invariant allows us to prove properties
  - May require additional facts given or derived from other parts of the program
- How to find loop invariants?
  - Use the Feynman “Algorithm” [not serious]
  - No general technique to find loop invariants!

# Partial Correctness

- Big elephant in the room
  - Our proofs only hold if the loops terminate!
- Do the loops in the programs so far terminate?
  - Easy to show that they do
  - All have a strictly decreasing variable
  - Loop terminates when that variable reaches zero
- But, revisit the loop condition  $x > 0 \ \&\& \ c < k$ 
  - with loop invariant  $x \geq 0 \wedge c \leq k$
  - the negation of the loop condition prevents us from proving  $a_0$  and  $a_1$
- Might be tempted to use  $x > 0 \ || \ c < k$  after figuring that out

## Example

```
void fn(int k) {
    int x = k;
    int c = 0;

    assert(x >= 0 && c <= k);

    while(x > 0 || c < k) {
        assert(x >= 0 && c <= k);
        c = c + 1;
        x = x - 1;
        assert(x >= 0 && c <= k);
    }

    assert(x == 0);
    assert(c == k);
}
```

- Assume the loop invariant is still valid
- How do you prove the loop terminates?
  - Need to show that  $x$  becomes zero at the same time as  $c$  becomes  $k$

## Total Correctness

Total correctness = Partial Correctness + Termination

# Outline

Proofs of Program Correctness

Loop Invariants

Theorem Proving

Postscript



# Interactive Theorem Provers

- Sometimes called Proof Assistants
  - Isabelle
  - Coq
  - Lean
- Allow you to write proofs
  - Assist you in solving them
  - Proof writing is undecidable in general
- Verify your proofs are correct!
- Actually make writing proofs fun
  - Though still very tedious?





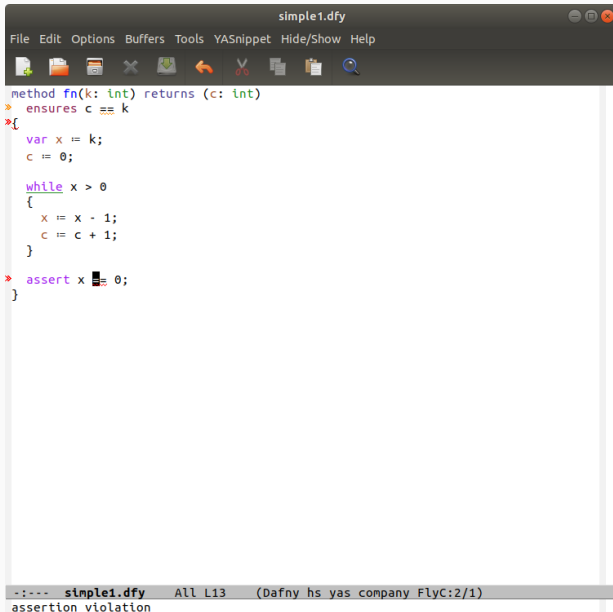
```
method DutchFlag(a: array<Color>)
  requires a ≠ null modifies a
  > ensures ∀ i, j · 0 ≤ i < j < a.Length ⇒ Ordered(a[i], a[j])
  ensures multiset(a[..]) == old(multiset(a[..]))
{
  var r, w, b = 0, 0, a.Length;
  > while w ≠ b
  invariant 0 ≤ r ≤ w ≤ b ≤ a.Length;
  invariant ∀ i · 0 ≤ i < r ⇒ a[i] == Red
  invariant multiset(a[..]) == old(multiset(a[..]))
  {
    match a[w]
    case Red ⇒
      a[r], a[w] = a[w], a[r];
      r, w = r + 1, w + 1;
    case White ⇒
      w = w + 1;
    case Blue ⇒
      b = b - 1;
  }
}
```

- A free programming language that only compiles programs that can be verified
  - Generates C#, JS or Go
- Termed “auto-active program verifier”
  - Can verify your programs as you type them
- Can be used as a batch style compiler
  - But best used with an Editor
  - VS Code and Emacs supported

# Obtaining Dafny

- Available for free for Windows, Linux and macOS
  - Even in Debian/Ubuntu repository
  - (though old version)
- I'm using the version from the Github repo

# Simple program in Dafny



The screenshot shows a window titled "simple1.dfy" with a menu bar (File, Edit, Options, Buffers, Tools, YASnippet, Hide/Show, Help) and a toolbar. The code in the editor is as follows:

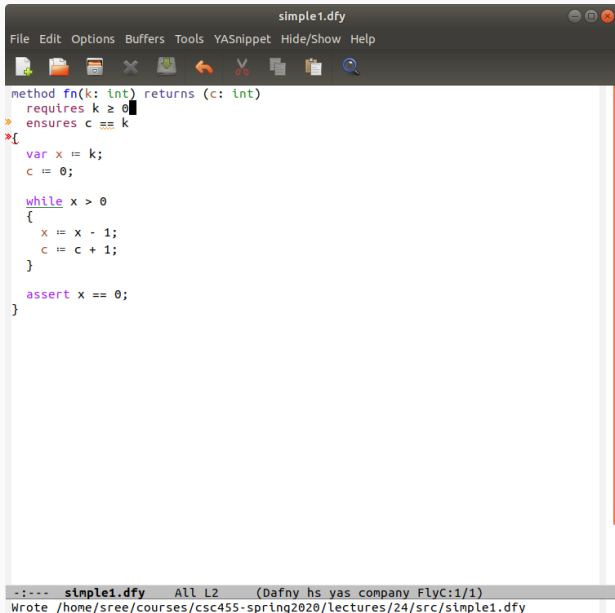
```
method fn(k: int) returns (c: int)
  > ensures c == k
  >{
    var x := k;
    c := 0;

    while x > 0
    {
      x := x - 1;
      c := c + 1;
    }

    > assert x == 0;
  }
```

At the bottom of the window, a status bar displays the error message: "-:--- simple1.dfy All L13 (Dafny hs yas company FlyC:2/1) assertion violation".

# Adding requires



The screenshot shows a window titled "simple1.dfy" with a menu bar (File, Edit, Options, Buffers, Tools, YASnippet, Hide/Show, Help) and a toolbar. The code in the editor is as follows:

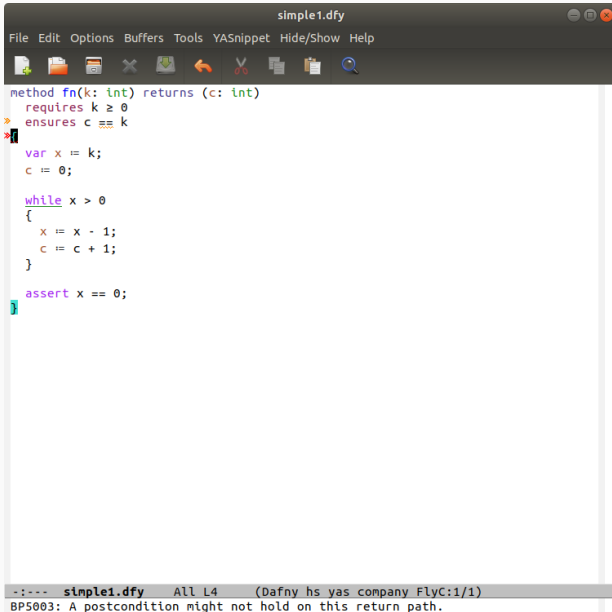
```
method fn(k: int) returns (c: int)
  requires k ≥ 0
  ensures c == k
*{
  var x := k;
  c := 0;

  while x > 0
  {
    x := x - 1;
    c := c + 1;
  }

  assert x == 0;
}
```

At the bottom of the window, a status bar displays: `-- simple1.dfy All L2 (Dafny hs yas company FlyC:1/1)` and the file path: `Wrote /home/sree/courses/csc455-spring2020/lectures/24/src/simple1.dfy`

# Postcondition might not hold



The screenshot shows a window titled "simple1.dfy" with a menu bar (File, Edit, Options, Buffers, Tools, YASnippet, Hide/Show, Help) and a toolbar. The code in the editor is as follows:

```
method fn(k: int) returns (c: int)
  requires k ≥ 0
  ensures c == k
{
  var x := k;
  c := 0;

  while x > 0
  {
    x := x - 1;
    c := c + 1;
  }

  assert x == 0;
}
```

The status bar at the bottom displays: `-:--- simple1.dfy All L4 (Dafny hs yas company FlyC:1/1)` and the error message: `BP5003: A postcondition might not hold on this return path.`

# Add $x \geq 0$ invariant

```
simple1.dfy
File Edit Options Buffers Tools YASnippet Hide/Show Help
method fn(k: int) returns (c: int)
  requires k ≥ 0
  ensures c == k
x{
  var x = k;
  c = 0;

  while x > 0
    invariant x ≥ 0
    {
      x = x - 1;
      c = c + 1;
    }

  assert x == 0;
}

-:***- simple1.dfy All L4 (Dafny hs yas company FlyC:1/1)
BP5003: A postcondition might not hold on this return path.
```

# Add $c \leq k$ invariant

```
simple1.dfy
File Edit Options Buffers Tools YASnippet Hide/Show Help
method fn(k: int) returns (c: int)
  requires k ≥ 0
  > ensures c == k
  >{
    var x := k;
    c := 0;

    > while x > 0
      > invariant c ≤ k
      {
        x := x - 1;
        c := c + 1;
      }

    assert x == 0;
  }
}

-:--- simple1.dfy All L9 (Dafny hs yas company FlyC:2/1)
BP5005: This loop invariant might not be maintained by the loop.
```



# Add $c \leq k$ invariant, contd

```
simple1.dfy
File Edit Options Buffers Tools YASnippet Hide/Show Help
method fn(k: int) returns (c: int)
  requires k ≥ 0
  ensures c == k
{
  var x := k;
  c := 0;

  while c < k
    invariant c ≤ k
    {
      x := x - 1;
      c := c + 1;
    }
  > assert x == 0;
}
```

```
:-***- simple1.dfy All L15 (Dafny hs yas company FlyC:1/0)
assertion violation
```

# Combining invariants

```
simple1.dfy
File Edit Options Buffers Tools YASnippet Hide/Show Help
method fn(k: int) returns (c: int)
  requires k ≥ 0
  > ensures c == k
  >{
    var x := k;
    c := 0;

    while x > 0 ∧ c < k
      invariant x ≥ 0 ∧ c ≤ k
      {
        x := x - 1;
        c := c + 1;
      }
  }
  > assert x == 0;
}
```

-.\*\*-\* simple1.dfy All L15 (Dafny hs yas company FlyC:2/1)  
assertion violation

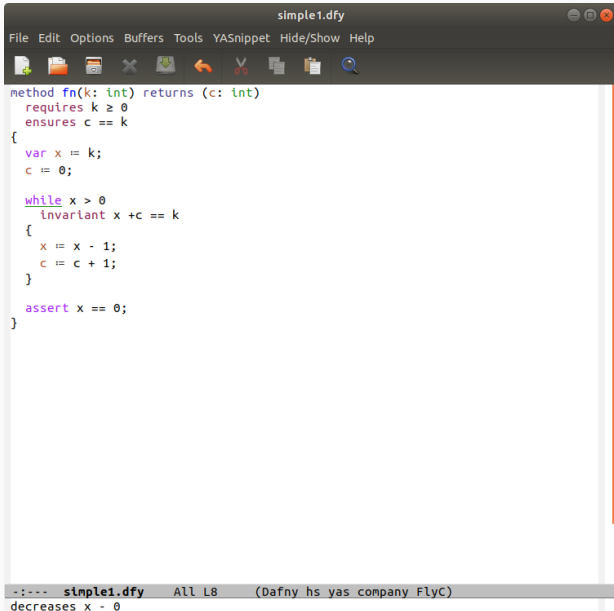
# Combining invariants - Part #2

```
simple1.dfy
File Edit Options Buffers Tools YASnippet Hide/Show Help
method fn(k: int) returns (c: int)
  requires k ≥ 0
  > ensures c == k
  x|
  var x = k;
  c := 0;

  while x > 0 ∧ c < k
    invariant x ≥ 0 ∧ c ≤ k
    {
      x = x - 1;
      c := c + 1;
    }
  > assert x == 0;
  |

-:***- simple1.dfy All L4 (Dafny hs yas company FlyC:2/1)
BP5003: A postcondition might not hold on this return path.
```

# Final Invariant



The screenshot shows a window titled "simple1.dfy" with a menu bar (File, Edit, Options, Buffers, Tools, YASnippet, Hide/Show, Help) and a toolbar. The code in the editor is as follows:

```
method fn(k: int) returns (c: int)
  requires k ≥ 0
  ensures c == k
{
  var x := k;
  c := 0;

  while x > 0
    invariant x + c == k
  {
    x := x - 1;
    c := c + 1;
  }

  assert x == 0;
}
```

At the bottom of the window, a status bar displays: `-- simple1.dfy All L8 (Dafny hs yas company FlyC) decreases x - 0`

# Non-terminating loop

```
simple1.dfy
File Edit Options Buffers Tools YASnippet Hide/Show Help
method fn(k: int) returns (c: int)
  requires k ≥ 0
  ensures c == k
{
  var x := k;
  c := 0;
  > while x > 0 ∨ c < k
    invariant x ≥ 0 ∧ c ≤ k
    {
      x := x - 1;
      c := c + 1;
    }
  assert x == 0;
}

-:***- simple1.dfy All L8 (Dafny hs yas company FlyC:1/0)
decreases
cannot prove termination; try supplying a decreases clause for the loop
```

# Outline

Proofs of Program Correctness

Loop Invariants

Theorem Proving

Postscript

## Further Resources

- We focused entirely on loop invariants today
  - Their utility and ability to model entire loop executions
  - Their use in proving properties
- Introduced you to Dafny
  - The Dafny Project at Microsoft Research
  - Try it in your browser: [dafny at rise4fun](#) (work through the Dafny tutorial)
  - More reading (including 4-part video lectures)
- Next week: Hoare Logic
  - Source of the assignment axiom, and other rules for deriving program facts
  - Strongly recommend reading Background Reading on Hoare Logic, by Mike Gordon

# Homework

- Let  $\text{popcount}(x)$  be the number of bits set to 1 in  $x$
- Show that  $\text{popcount}(x) - \text{popcount}(x \& (x - 1)) = 1$ 
  - (where  $\&$  is bitwise and)
- Example:
  - 5 is 0b101, 4 is 0b100,  $5 \& 4 = 0b100 = 4$