

# **CSC 252: Computer Organization**

## **Fall 2021: Lecture 23**

Memory Management

Instructor: Alan Beadle

Department of Computer Science  
University of Rochester

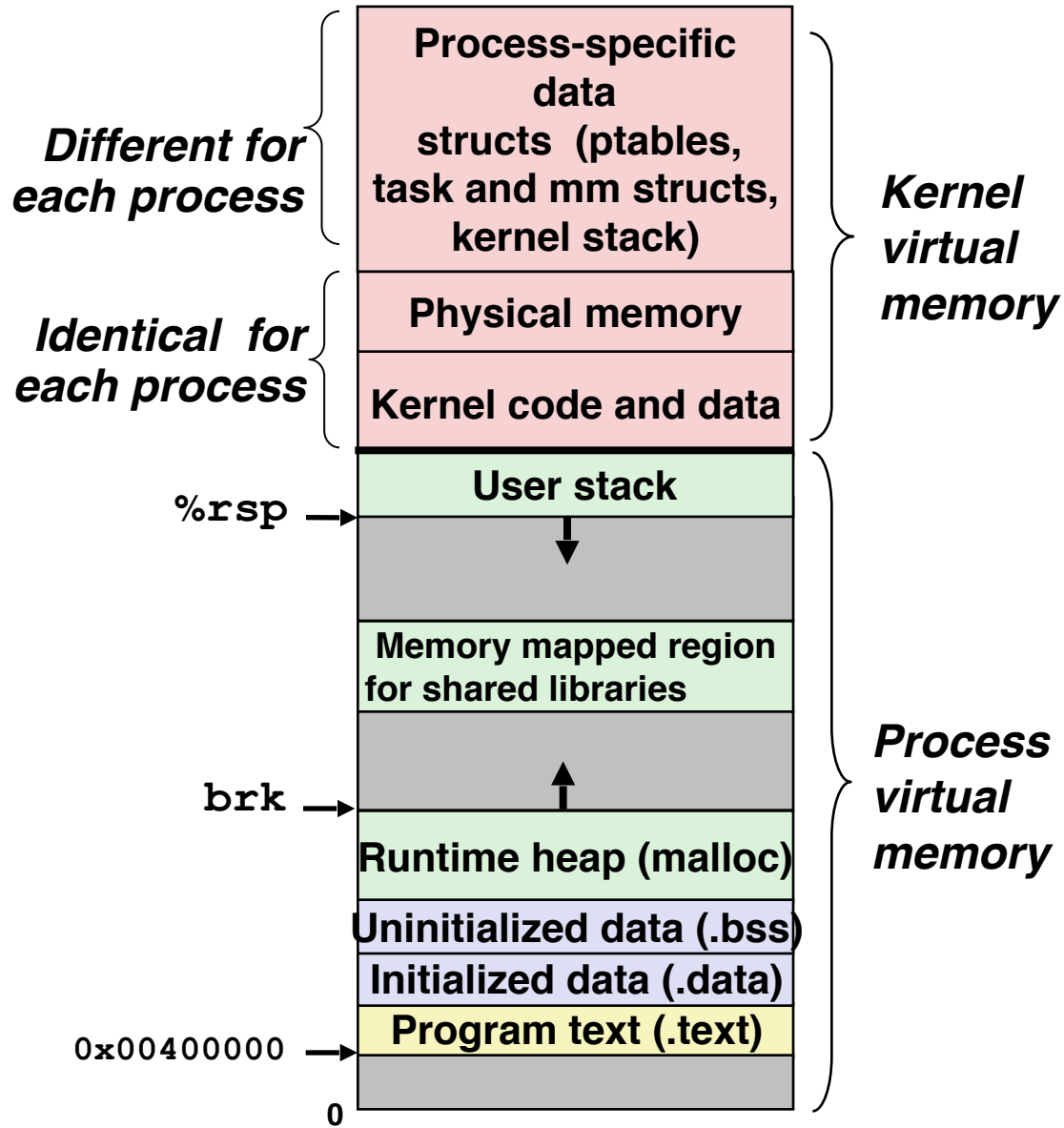
# Announcements

- A5 is out
- No lecture Wednesday, break
- One week from today I will talk more about memory management

# Today

- Memory mapping
- Dynamic memory allocation

# Virtual Address Space of a Linux Process

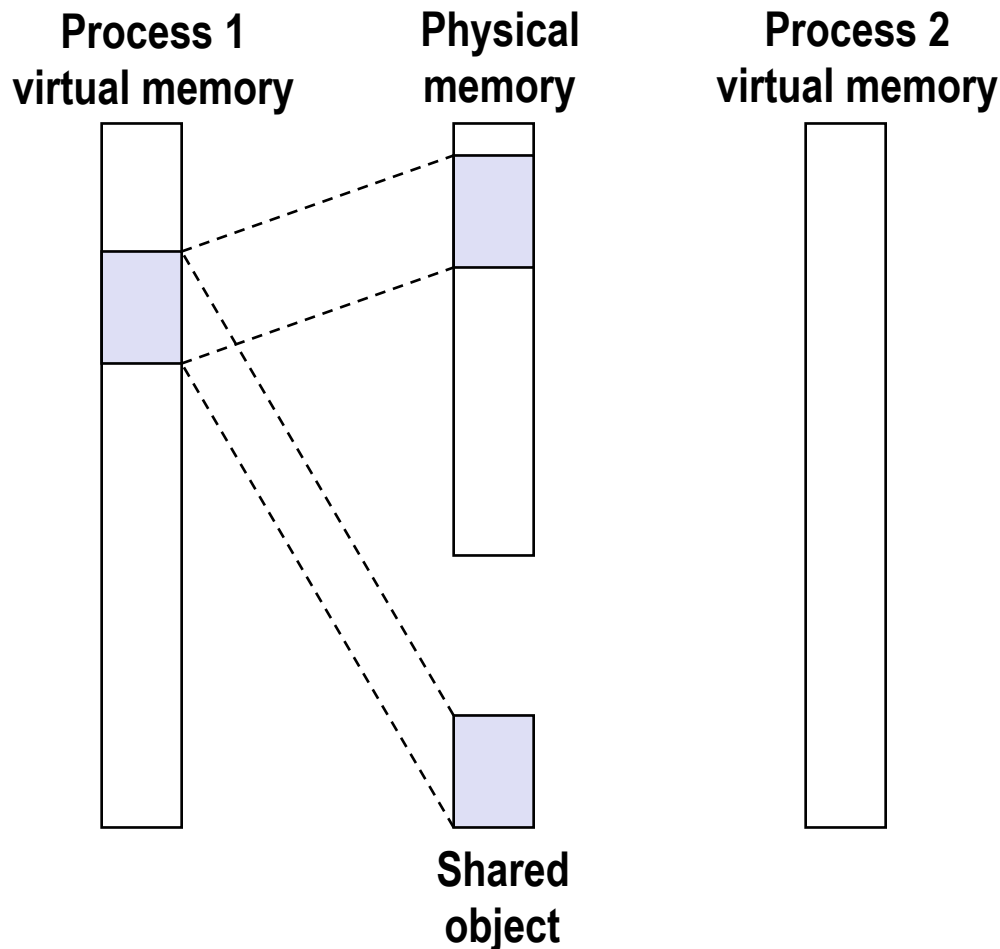


# Memory Mapping For Sharing

- Multiple processes often share data
  - Different processes that run the same code (e.g., shell)
  - Different processes linked to the same standard libraries
  - Different processes share the same file
- It is wasteful to create exact copies of the share object
- Memory mapping allow us to easily share objects
  - Different VM pages point to the same physical page/object

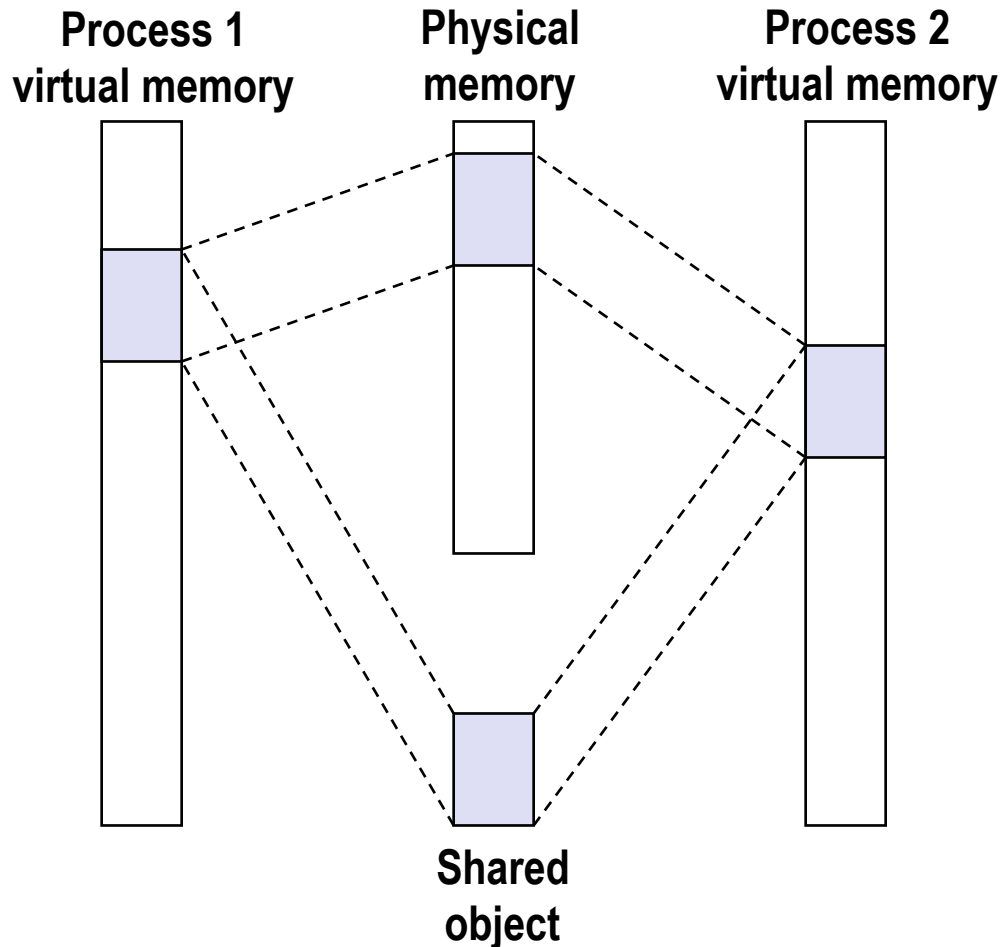
# Sharing Revisited: Shared Objects

- Process 1 maps the shared object.
- The kernel remembers that the object (backed by a unique file) is mapped by Proc. 1 to some physical pages.



# Sharing Revisited: Shared Objects

- Process 2 maps the shared object.



- The kernel remembers that the object (backed by a unique file) is mapped by Proc. 1 to some physical pages.
- Now when Proc. 2 wants to access the same object, the kernel can simply point the PTEs of Proc. 2 to the already-mapped physical pages.

# The Problem...

- What if Proc. 1 now wants to modify the shared object, but doesn't want the modification to be visible to Proc. 2



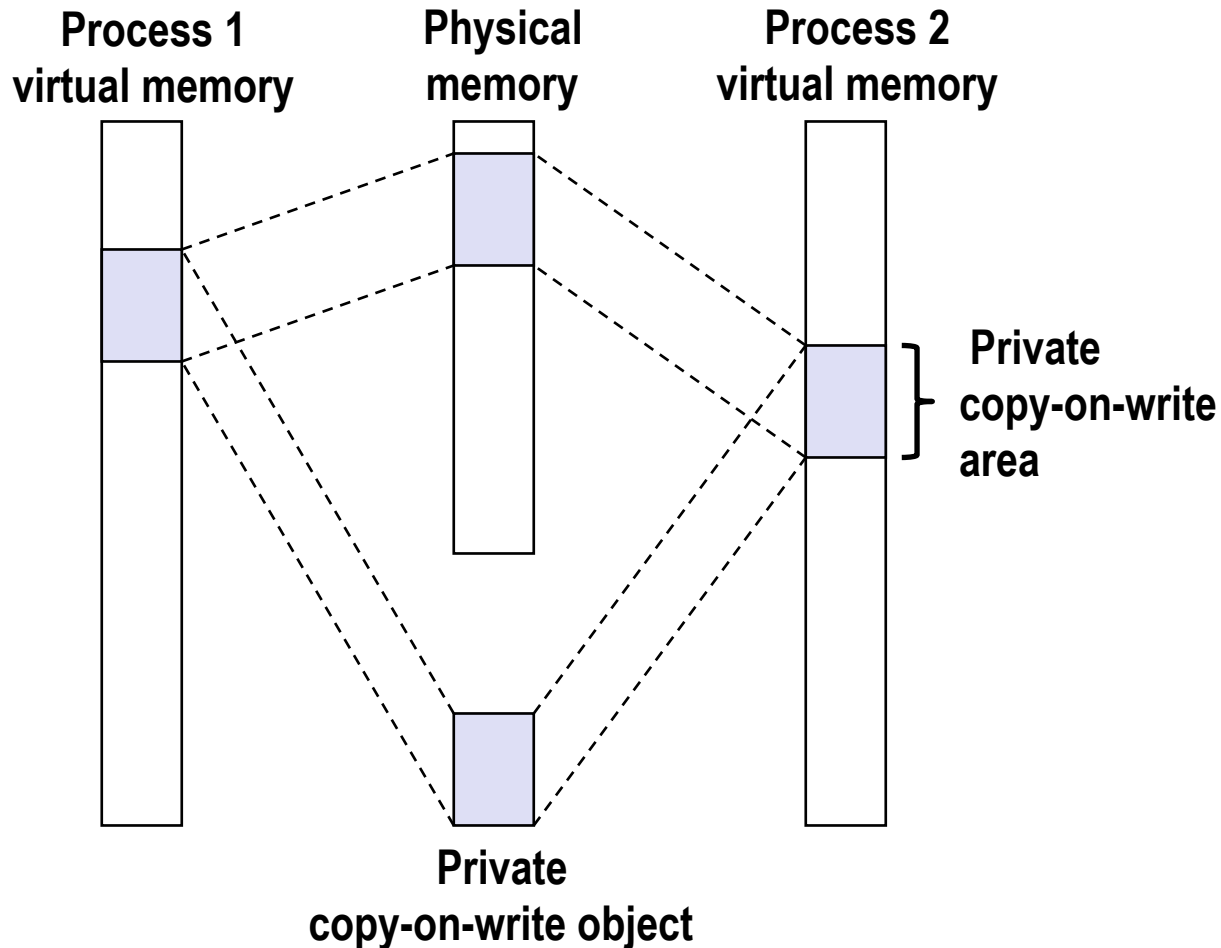
# The Problem...

- What if Proc. 1 now wants to modify the shared object, but doesn't want the modification to be visible to Proc. 2
- Simplest solution: always create duplicate copies of shared objects at the cost of wasting space. Not ideal.

# The Problem...

- What if Proc. 1 now wants to modify the shared object, but doesn't want the modification to be visible to Proc. 2
- Simplest solution: always create duplicate copies of shared objects at the cost of wasting space. Not ideal.
- Idea: Copy-on-write (COW)
  - First pretend that both processes will share the objects without modifying them. If modification happens, create separate copies.

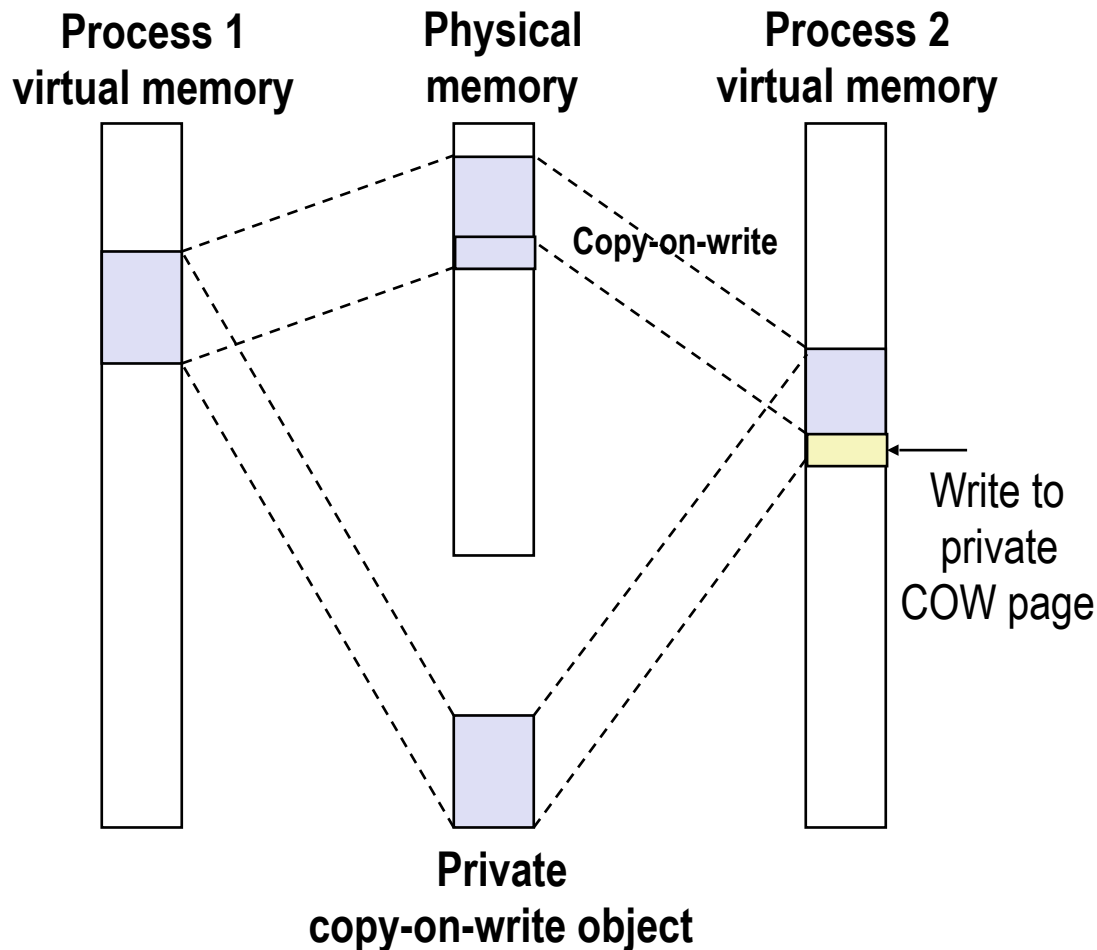
# Private Copy-on-write (COW) Objects



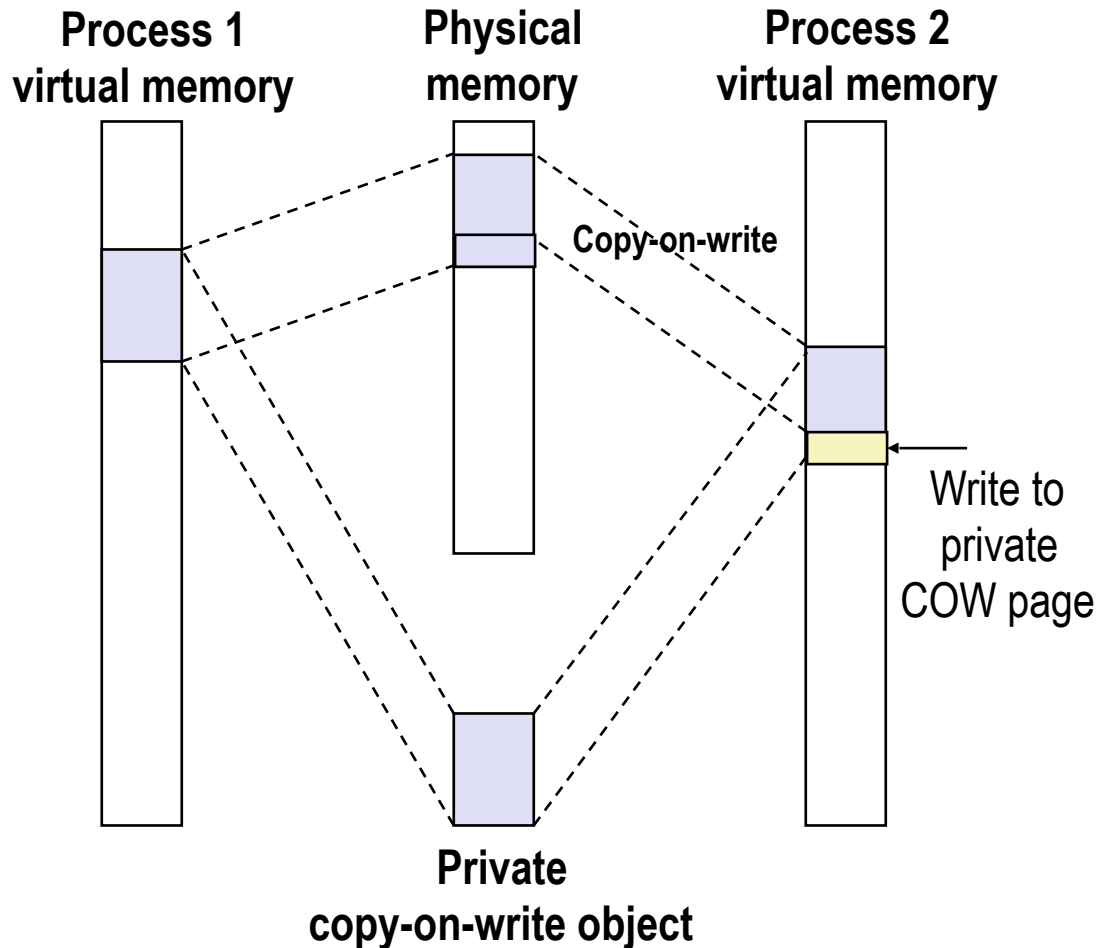
- Two processes mapping a *private copy-on-write (COW)* object.
- Area flagged as private copy-on-write (COW)
- PTEs in private areas are flagged as read-only

# Private Copy-on-write (COW) Objects

- Instruction writing to private page triggers page (protection) fault.

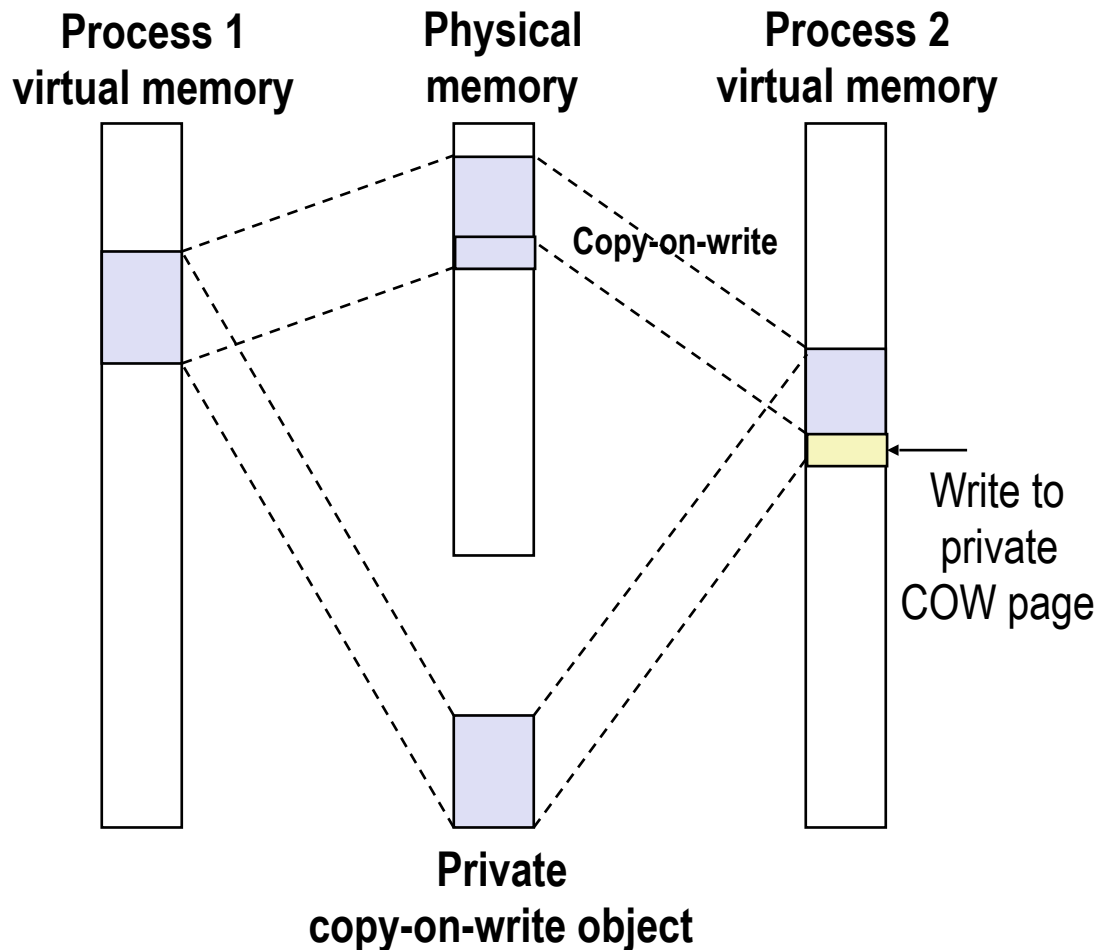


# Private Copy-on-write (COW) Objects



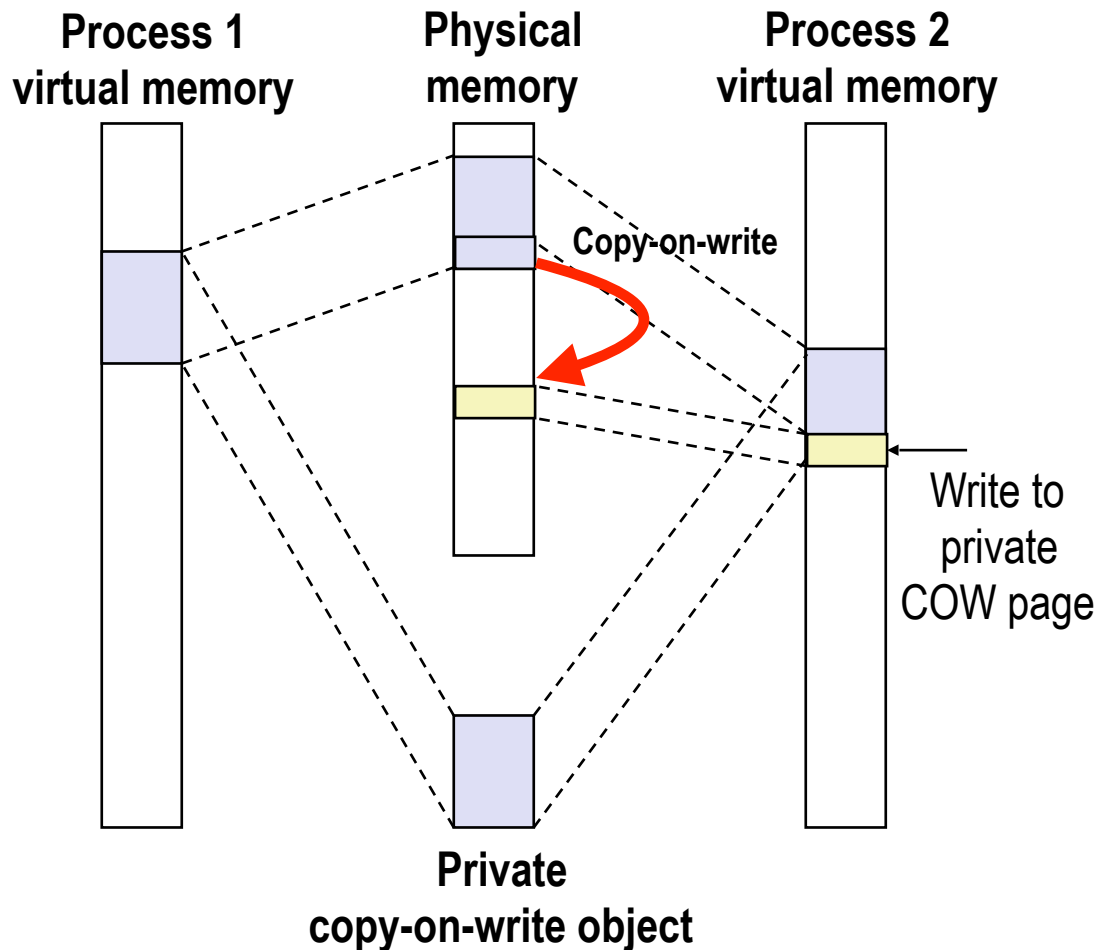
- Instruction writing to private page triggers page (protection) fault.
- Handler checks the area protection, and sees that it's a COW object

# Private Copy-on-write (COW) Objects



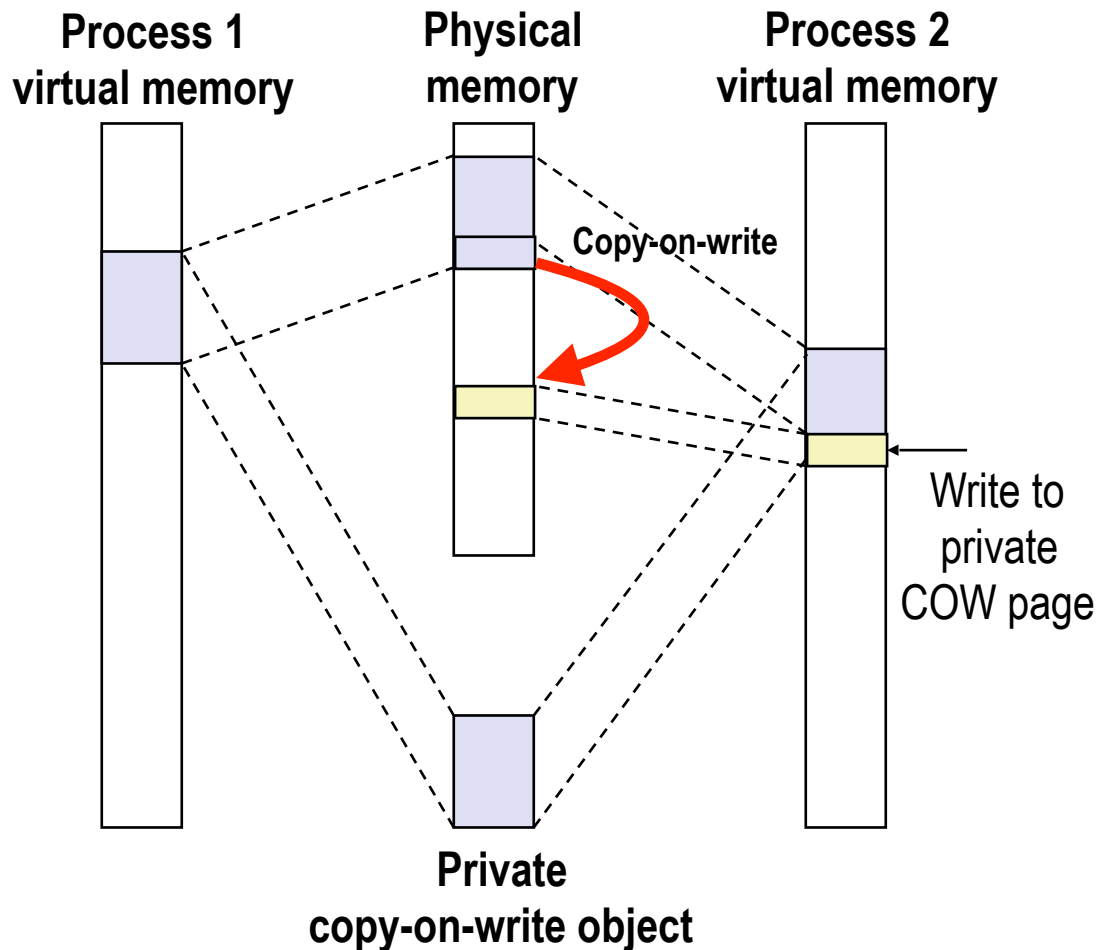
- Instruction writing to private page triggers page (protection) fault.
- Handler checks the area protection, and sees that it's a COW object
- Handler then creates new R/W page.

# Private Copy-on-write (COW) Objects



- Instruction writing to private page triggers page (protection) fault.
- Handler checks the area protection, and sees that it's a COW object
- Handler then creates new R/W page.

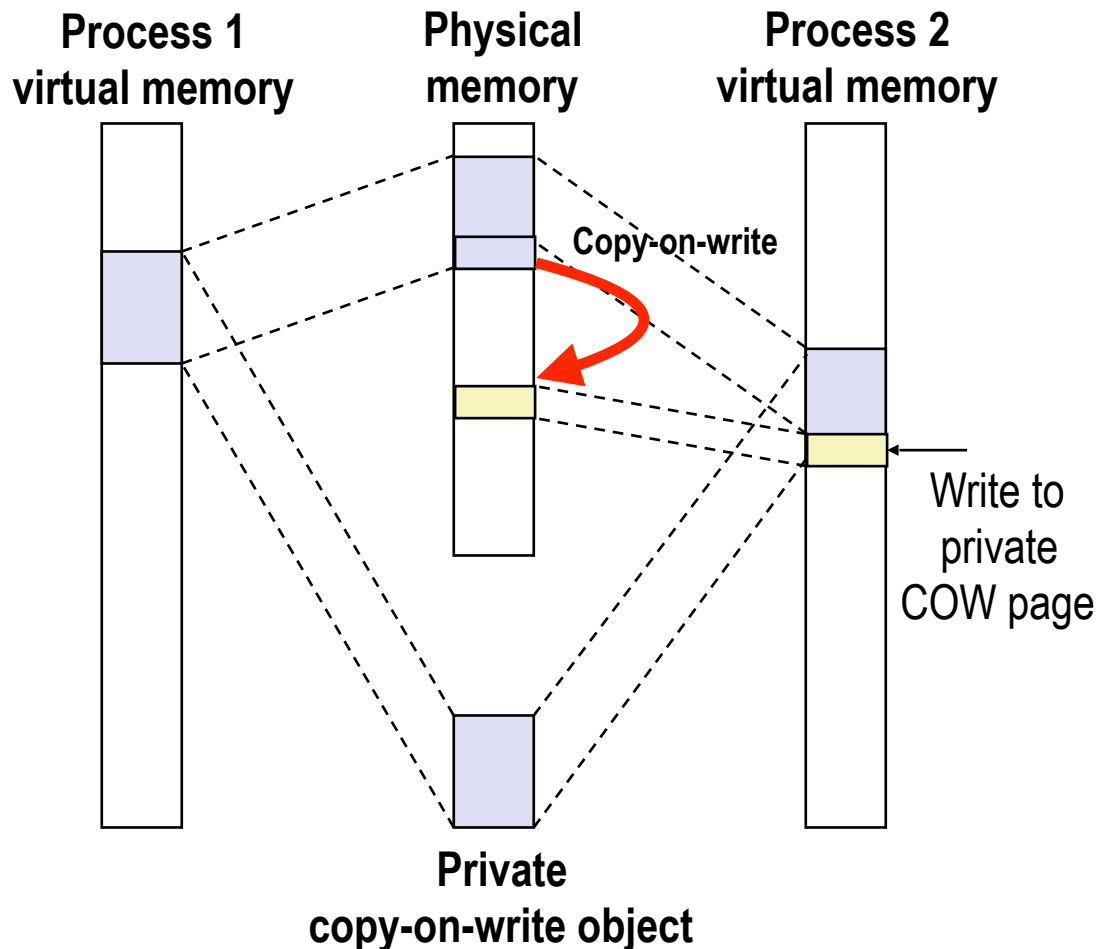
# Private Copy-on-write (COW) Objects



- Instruction writing to private page triggers page (protection) fault.
- Handler checks the area protection, and sees that it's a COW object
- Handler then creates new R/W page.
- Instruction restarts upon handler return.



# Private Copy-on-write (COW) Objects



- Instruction writing to private page triggers page (protection) fault.
- Handler checks the area protection, and sees that it's a COW object
- Handler then creates new R/W page.
- Instruction restarts upon handler return.
- Copying deferred as long as possible!

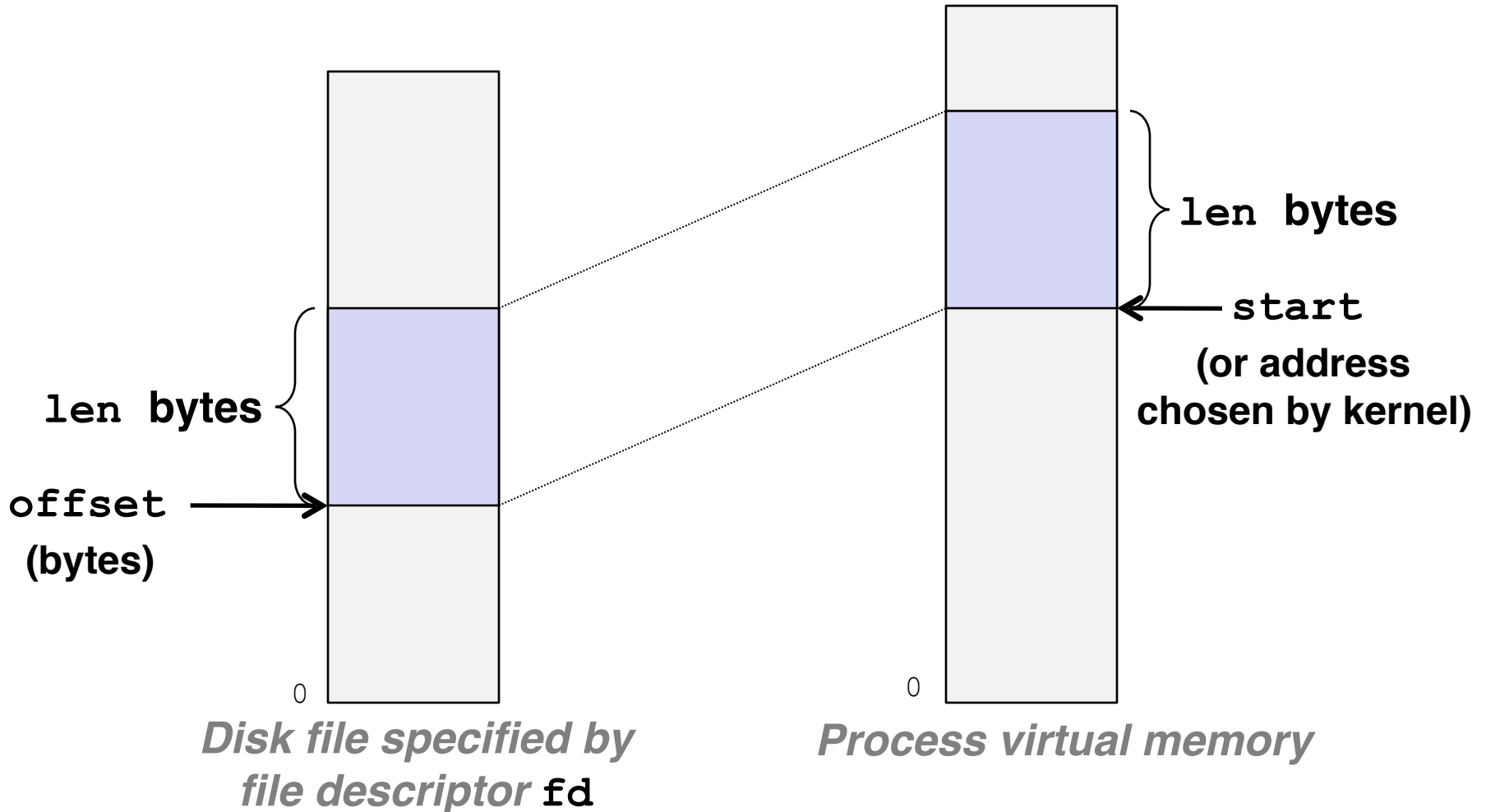
# User-Level Memory Mapping

```
void *mmap(void *start, int len,  
           int prot, int flags, int fd, int offset)
```

- Map `len` bytes starting at offset `offset` of the file specified by file description `fd`, preferably at address `start`
  - `start`: may be NULL for “pick an address”
  - `prot`: `PROT_READ`, `PROT_WRITE`, ...
  - `flags`: `MAP_ANON`, `MAP_PRIVATE`, `MAP_SHARED`, ...
- Return a pointer to start of mapped area (may not be `start`)

# User-Level Memory Mapping

```
void *mmap(void *start, int len,  
           int prot, int flags, int fd, int offset)
```



# Example: Using `mmap` to Copy Files

- Copying a file to stdout without transferring data to user space
  - i.e., no file data is copied to user stack

```
#include "csapp.h"

void mmapcopy(int fd, int size)
{

    /* Ptr to memory mapped area */
    char *bufp;

    bufp = mmap(NULL, size,
                PROT_READ,
                MAP_PRIVATE,
                fd, 0);
    Write(1, bufp, size);
    return;
}
```

mmapcopy.c

```
/* mmapcopy driver */
int main(int argc, char **argv)
{

    struct stat stat;
    int fd;

    /* Check for required cmd line arg */
    if (argc != 2) {
        printf("usage: %s <filename>\n",
              argv[0]);
        exit(0);
    }

    /* Copy input file to stdout */
    fd = Open(argv[1], O_RDONLY, 0);
    Fstat(fd, &stat);
    mmapcopy(fd, stat.st_size);
    exit(0);
}
```

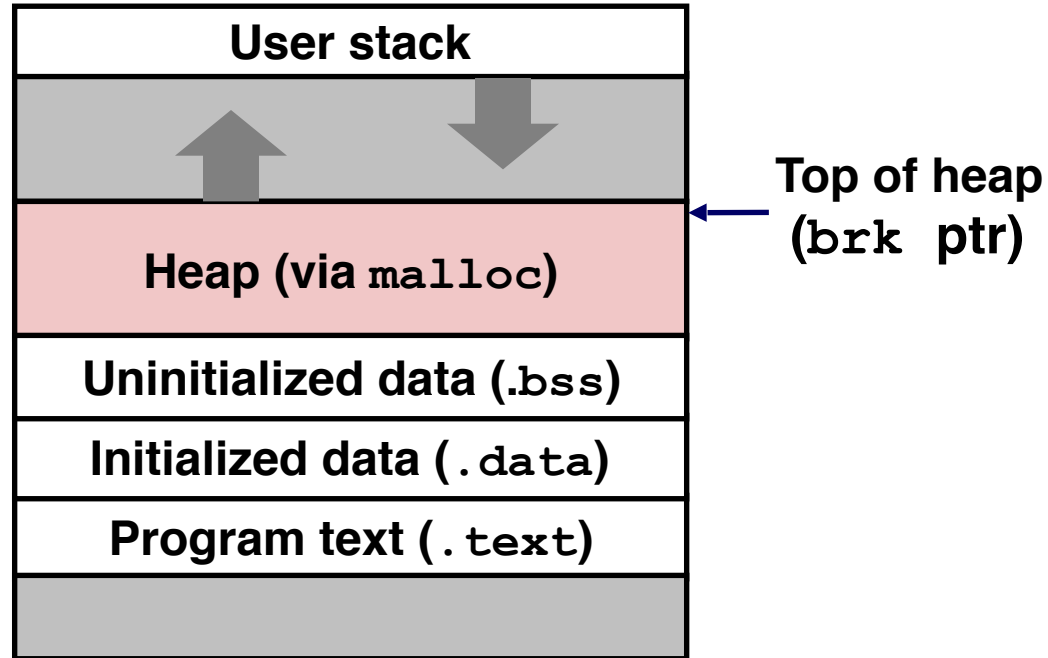
mmapcopy.c

# Today

- Memory mapping
- Dynamic memory allocation
  - Basic concepts
  - Implicit free lists

# Dynamic Memory Allocation

- Programmers use *dynamic memory allocators* (such as `malloc`) to acquire VM at run time.
- Dynamic memory allocators manage an area of process virtual memory known as the *heap*.



# The malloc/free Functions

```
#include <stdlib.h>
```

```
void *malloc(size_t size)
```

- **Successful:**
  - Returns a pointer to a memory block of at least **size** bytes aligned to an 8-byte (x86) or 16-byte (x86-64) boundary
  - If **size == 0**, returns NULL
- **Unsuccessful:** returns NULL (0) and sets **errno**

# The malloc/free Functions

```
#include <stdlib.h>
```

```
void *malloc(size_t size)
```

- **Successful:**
  - Returns a pointer to a memory block of at least **size** bytes aligned to an 8-byte (x86) or 16-byte (x86-64) boundary
  - If **size == 0**, returns NULL
- **Unsuccessful:** returns NULL (0) and sets **errno**

```
void free(void *p)
```

- Returns the block pointed at by **p** to pool of available memory
- **p** must come from a previous call to `malloc` or `realloc`



# The malloc/free Functions

```
#include <stdlib.h>
```

```
void *malloc(size_t size)
```

- **Successful:**
  - Returns a pointer to a memory block of at least **size** bytes aligned to an 8-byte (x86) or 16-byte (x86-64) boundary
  - If **size == 0**, returns NULL
- **Unsuccessful:** returns NULL (0) and sets **errno**

```
void free(void *p)
```

- Returns the block pointed at by **p** to pool of available memory
- **p** must come from a previous call to `malloc` or `realloc`

## Other functions

- `calloc`: Version of `malloc` that initializes allocated block to zero.
- `realloc`: Changes the size of a previously allocated block.
- `sbrk`: Used internally by allocators to grow or shrink the heap

# malloc Example

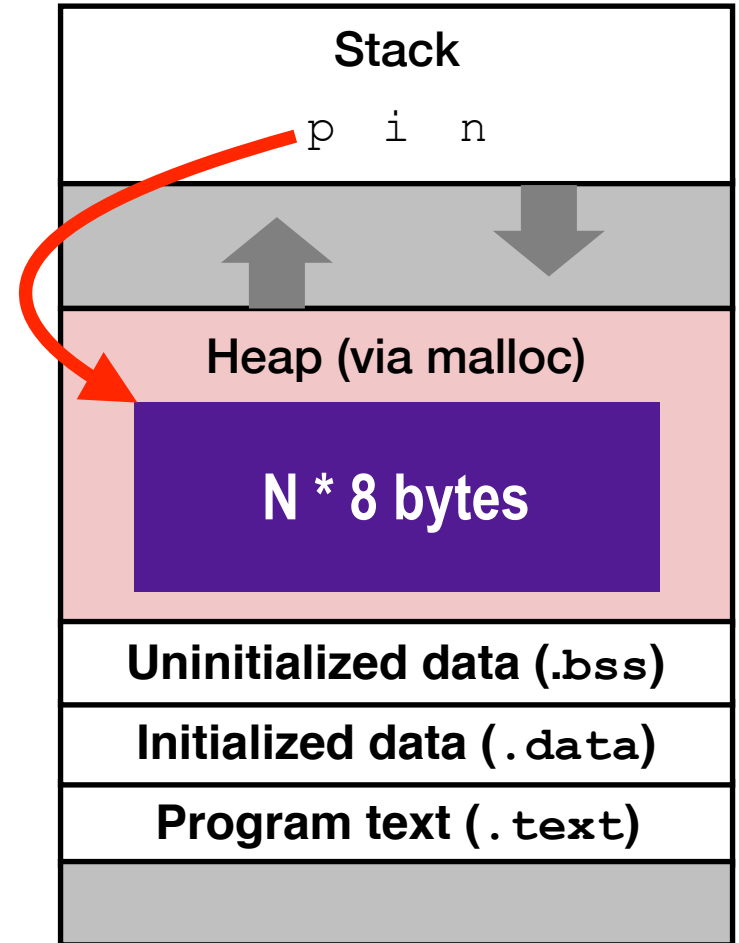
```
#include <stdio.h>
#include <stdlib.h>

void foo(int n) {
    int i, *p;

    /* Allocate a block of n ints */
    p = (int *) malloc(n * sizeof(int));
    if (p == NULL) {
        perror("malloc");
        exit(0);
    }

    /* Initialize allocated block */
    for (i=0; i<n; i++)
        p[i] = i;

    /* Return allocated block to the heap */
    free(p);
}
```



# Why Do We Need Dynamic Allocation?

- Some data structures' size is only known at runtime. Statically allocating the space would be a waste.
- More importantly: access data across function calls. Variables on stack are destroyed when the function returns!!!

# Why Do We Need Dynamic Allocation?

- Some data structures' size is only known at runtime. Statically allocating the space would be a waste.
- More importantly: access data across function calls. Variables on stack are destroyed when the function returns!!!

```
int* foo(int n) {
    int i, *p;

    p = (int *) malloc(n * sizeof(int));
    if (p == NULL) exit(0);

    for (i=0; i<n; i++)
        p[i] = i;

    return p;
}

void bar() {
    int *p = foo(5);

    printf("%d\n", p[0]);
}
```

# Why Do We Need Dynamic Allocation?

- Some data structures' size is only known at runtime. Statically allocating the space would be a waste.
- More importantly: access data across function calls. Variables on stack are destroyed when the function returns!!!

```
int* foo(int n) {
    int i, *p;

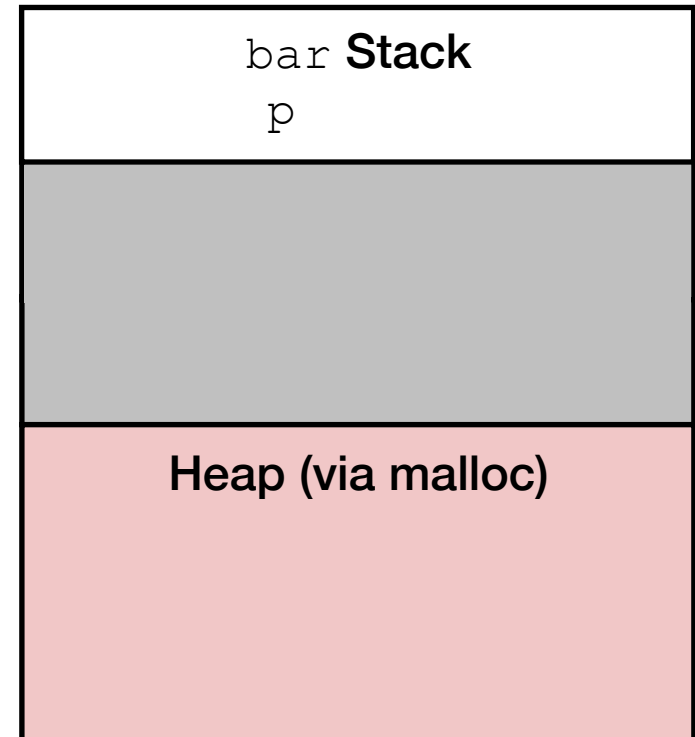
    p = (int *) malloc(n * sizeof(int));
    if (p == NULL) exit(0);

    for (i=0; i<n; i++)
        p[i] = i;

    return p;
}

void bar() {
    int *p = foo(5);

    printf("%d\n", p[0]);
}
```



# Why Do We Need Dynamic Allocation?

- Some data structures' size is only known at runtime. Statically allocating the space would be a waste.
- More importantly: access data across function calls. Variables on stack are destroyed when the function returns!!!

```
int* foo(int n) {
    int i, *p;

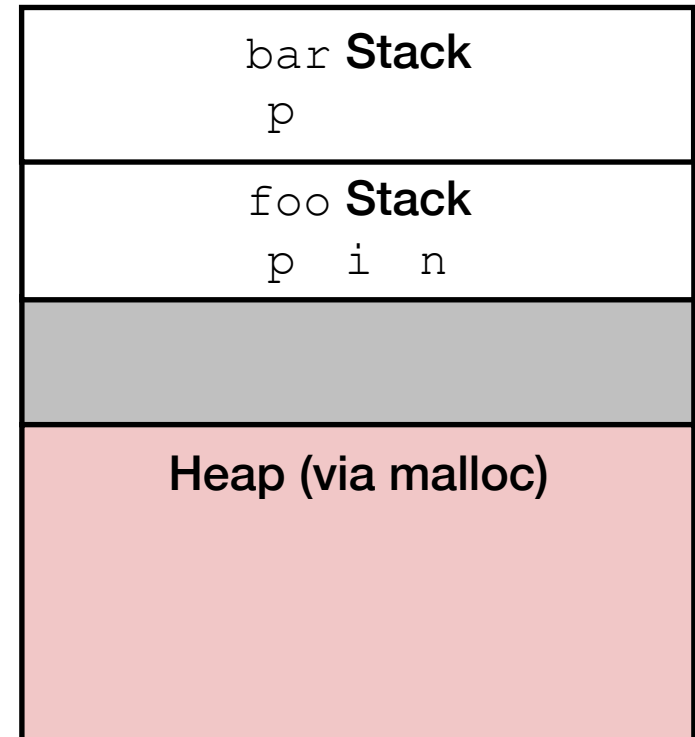
    p = (int *) malloc(n * sizeof(int));
    if (p == NULL) exit(0);

    for (i=0; i<n; i++)
        p[i] = i;

    return p;
}

void bar() {
    int *p = foo(5);

    printf("%d\n", p[0]);
}
```



# Why Do We Need Dynamic Allocation?

- Some data structures' size is only known at runtime. Statically allocating the space would be a waste.
- More importantly: access data across function calls. Variables on stack are destroyed when the function returns!!!

```
int* foo(int n) {
    int i, *p;

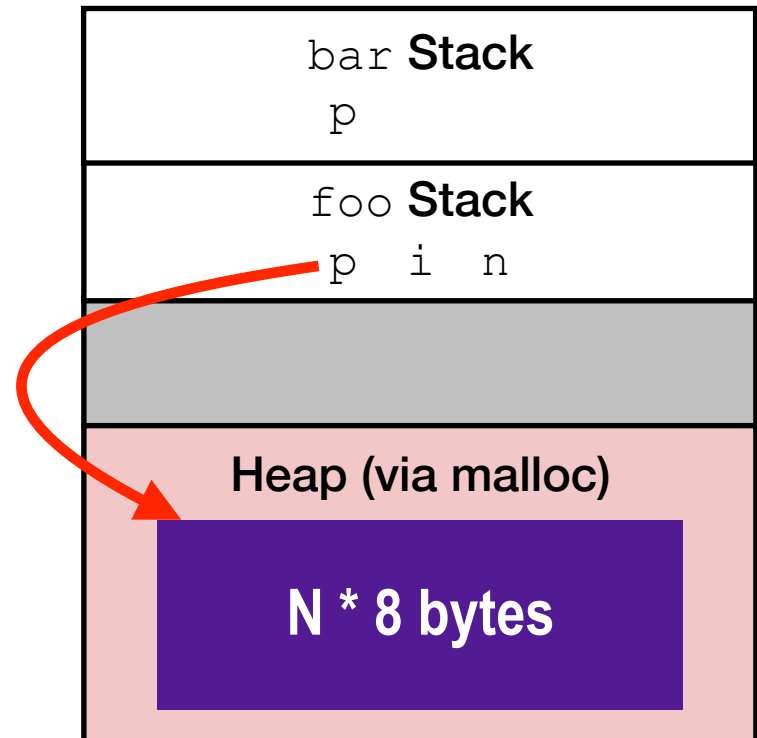
    p = (int *) malloc(n * sizeof(int));
    if (p == NULL) exit(0);

    for (i=0; i<n; i++)
        p[i] = i;

    return p;
}

void bar() {
    int *p = foo(5);

    printf("%d\n", p[0]);
}
```



# Why Do We Need Dynamic Allocation?

- Some data structures' size is only known at runtime. Statically allocating the space would be a waste.
- More importantly: access data across function calls. Variables on stack are destroyed when the function returns!!!

```
int* foo(int n) {
    int i, *p;

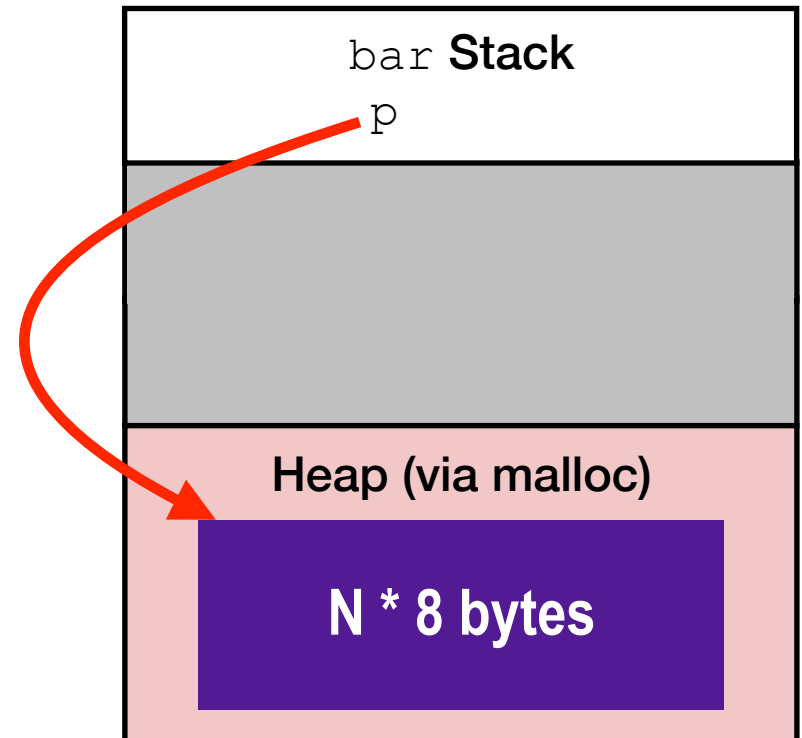
    p = (int *) malloc(n * sizeof(int));
    if (p == NULL) exit(0);

    for (i=0; i<n; i++)
        p[i] = i;

    return p;
}

void bar() {
    int *p = foo(5);

    printf("%d\n", p[0]);
}
```

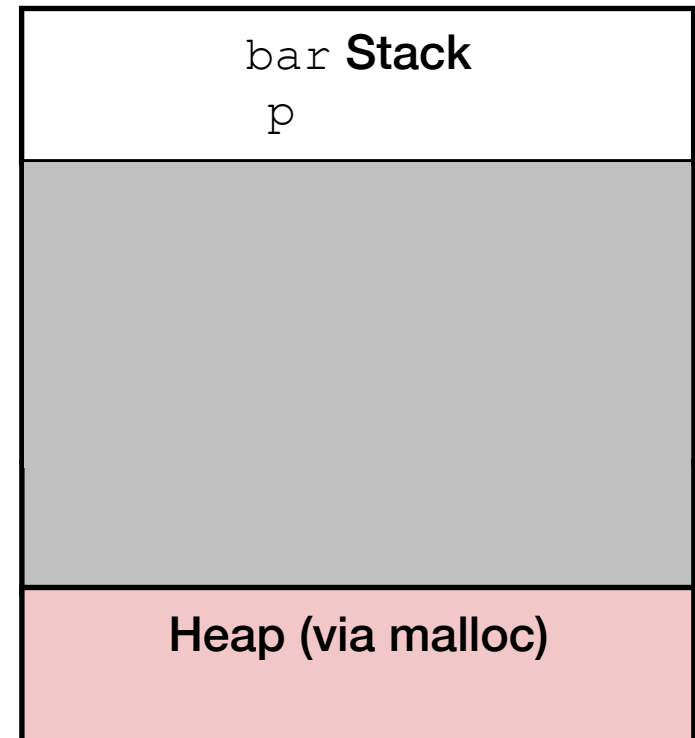




# Why Do We Need Dynamic Allocation?

- Some data structures' size is only known at runtime. Statically allocating the space would be a waste.
- More importantly: access data across function calls. Variables on stack are destroyed when the function returns!!!

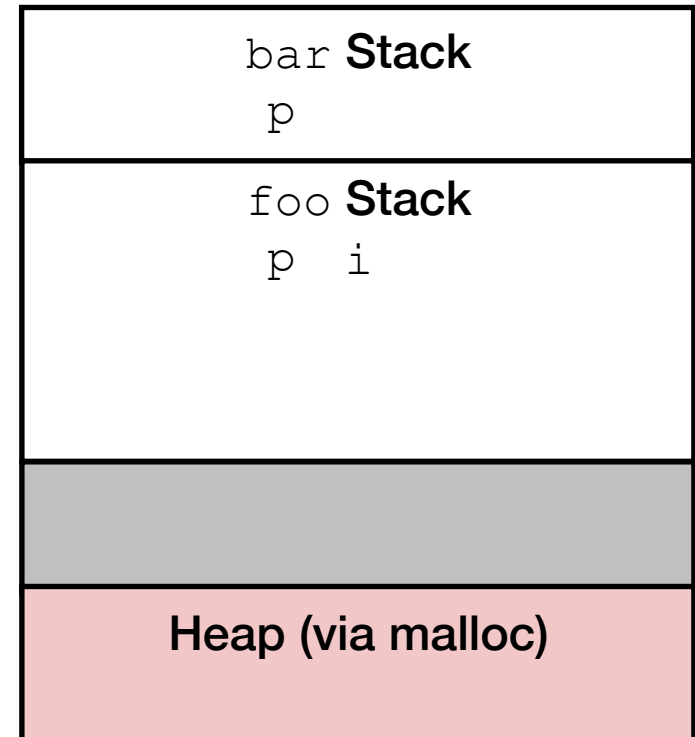
```
int* foo() {  
    int i;  
    int p[5];  
  
    for (i=0; i<5; i++)  
        p[i] = i;  
  
    return p;  
}  
  
void bar() {  
    int *p = foo();  
  
    printf("%d\n", p[0]);  
}
```



# Why Do We Need Dynamic Allocation?

- Some data structures' size is only known at runtime. Statically allocating the space would be a waste.
- More importantly: access data across function calls. Variables on stack are destroyed when the function returns!!!

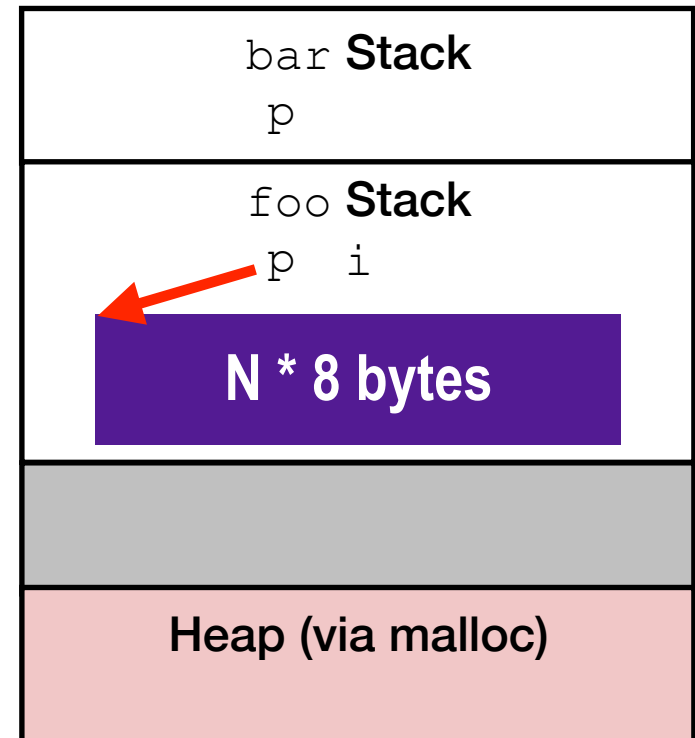
```
int* foo() {  
    int i;  
    int p[5];  
  
    for (i=0; i<5; i++)  
        p[i] = i;  
  
    return p;  
}  
  
void bar() {  
    int *p = foo();  
  
    printf("%d\n", p[0]);  
}
```



# Why Do We Need Dynamic Allocation?

- Some data structures' size is only known at runtime. Statically allocating the space would be a waste.
- More importantly: access data across function calls. Variables on stack are destroyed when the function returns!!!

```
int* foo() {  
    int i;  
    int p[5];  
  
    for (i=0; i<5; i++)  
        p[i] = i;  
  
    return p;  
}  
  
void bar() {  
    int *p = foo();  
  
    printf("%d\n", p[0]);  
}
```



# Why Do We Need Dynamic Allocation?

- Some data structures' size is only known at runtime. Statically allocating the space would be a waste.
- More importantly: access data across function calls. Variables on stack are destroyed when the function returns!!!

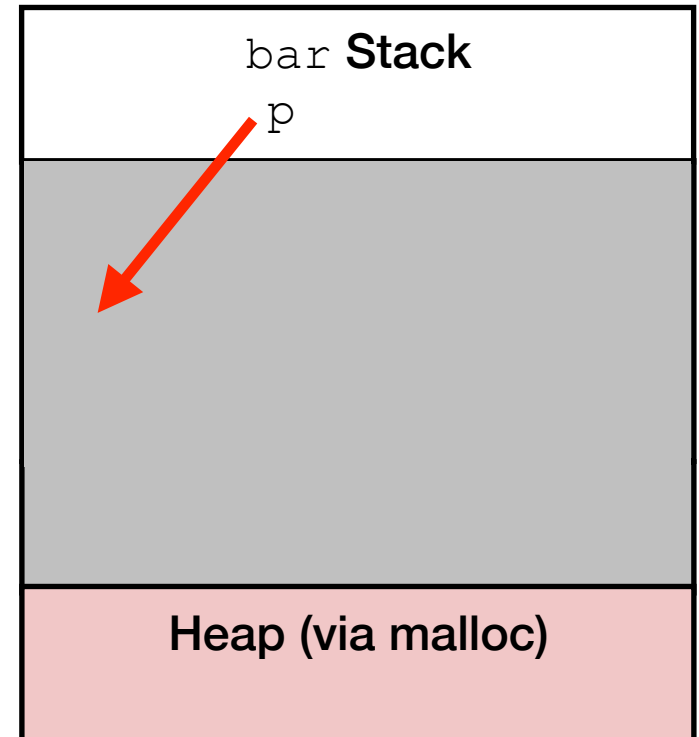
```
int* foo() {
    int i;
    int p[5];

    for (i=0; i<5; i++)
        p[i] = i;

    return p;
}

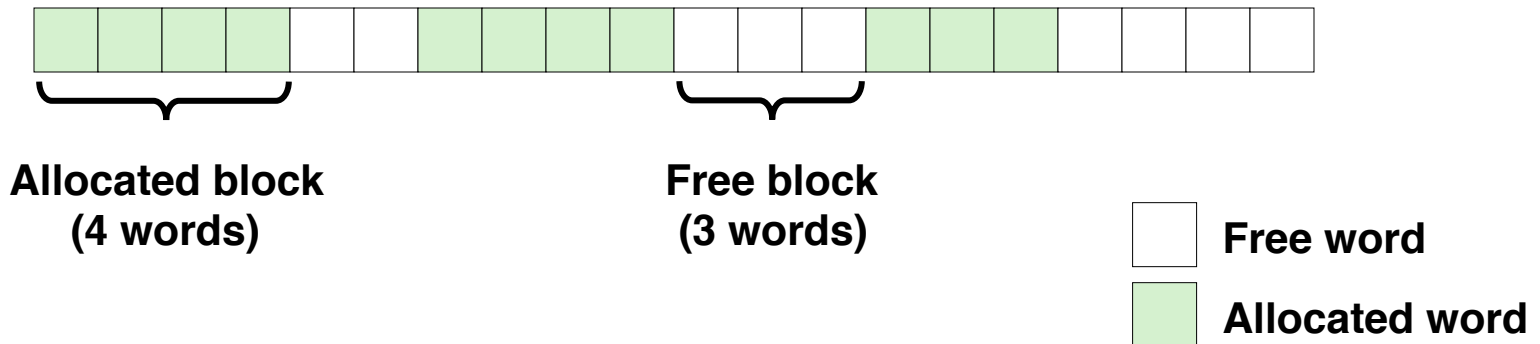
void bar() {
    int *p = foo();

    printf("%d\n", p[0]);
}
```



# Dynamic Memory Allocation

- Allocator maintains heap as collection of variable sized *blocks/chunks*, which are either *allocated* or *free*
- Blocks that are no longer used should be free-ed to save space



- Assumptions Made in This Lecture
  - Memory is word addressed
  - Words are int-sized

# Dynamic Memory Allocation

- Types of allocators
  - *Explicit allocator*: application (i.e., programmer) allocates and frees space
    - E.g., `malloc` and `free` in C
  - *Implicit allocator*: application allocates, but does not free space
    - E.g. garbage collection in Java, JavaScript, Python, etc...
- Will discuss simple explicit memory allocation today

# Allocation Example

```
p1 = malloc(4)
```



```
p2 = malloc(5)
```

```
p3 = malloc(6)
```

```
free(p2)
```


```
p4 = malloc(2)
```

# Allocation Example

```
p1 = malloc(4)
```



```
p2 = malloc(5)
```



```
p3 = malloc(6)
```

```
free(p2)
```

```
p4 = malloc(2)
```



# Allocation Example


```
p1 = malloc(4)
```



```
p2 = malloc(5)
```



```
p3 = malloc(6)
```



```
free(p2)
```


```
p4 = malloc(2)
```

# Allocation Example


`p1 = malloc(4)`



`p2 = malloc(5)`




`p3 = malloc(6)`



`free(p2)`



`p4 = malloc(2)`



# Allocation Example


`p1 = malloc(4)`



`p2 = malloc(5)`



`p3 = malloc(6)`



`free(p2)`



`p4 = malloc(2)`



# Constraints

- Applications

# Constraints

- Applications
  - Can issue arbitrary sequence of `malloc` and `free` requests

# Constraints

- Applications
  - Can issue arbitrary sequence of `malloc` and `free` requests
  - `free` request must be to a `malloc`'d block

# Constraints

- Applications
  - Can issue arbitrary sequence of `malloc` and `free` requests
  - `free` request must be to a `malloc`'d block
- Allocators

# Constraints

- Applications
  - Can issue arbitrary sequence of `malloc` and `free` requests
  - `free` request must be to a `malloc`'d block
- Allocators
  - Can't control number or size of allocated blocks



# Constraints

- Applications
  - Can issue arbitrary sequence of `malloc` and `free` requests
  - `free` request must be to a `malloc`'d block
- Allocators
  - Can't control number or size of allocated blocks
  - Must respond immediately to `malloc` requests

# Constraints

- Applications
  - Can issue arbitrary sequence of `malloc` and `free` requests
  - `free` request must be to a `malloc`'d block
- Allocators
  - Can't control number or size of allocated blocks
  - Must respond immediately to `malloc` requests
    - *i.e.*, can't reorder or buffer requests

# Constraints

- Applications
  - Can issue arbitrary sequence of `malloc` and `free` requests
  - `free` request must be to a `malloc`'d block
- Allocators
  - Can't control number or size of allocated blocks
  - Must respond immediately to `malloc` requests
    - *i.e.*, can't reorder or buffer requests
  - Must allocate blocks from free memory

# Constraints

- Applications
  - Can issue arbitrary sequence of `malloc` and `free` requests
  - `free` request must be to a `malloc`'d block
- Allocators
  - Can't control number or size of allocated blocks
  - Must respond immediately to `malloc` requests
    - *i.e.*, can't reorder or buffer requests
  - Must allocate blocks from free memory
    - *i.e.*, can place allocated blocks only in free memory

# Constraints

- Applications
  - Can issue arbitrary sequence of `malloc` and `free` requests
  - `free` request must be to a `malloc`'d block
- Allocators
  - Can't control number or size of allocated blocks
  - Must respond immediately to `malloc` requests
    - *i.e.*, can't reorder or buffer requests
  - Must allocate blocks from free memory
    - *i.e.*, can place allocated blocks only in free memory
  - Must align blocks so they satisfy all alignment requirements

# Constraints

- Applications
  - Can issue arbitrary sequence of `malloc` and `free` requests
  - `free` request must be to a `malloc`'d block
- Allocators
  - Can't control number or size of allocated blocks
  - Must respond immediately to `malloc` requests
    - *i.e.*, can't reorder or buffer requests
  - Must allocate blocks from free memory
    - *i.e.*, can place allocated blocks only in free memory
  - Must align blocks so they satisfy all alignment requirements
    - 8-byte (x86) or 16-byte (x86-64) alignment on Linux boxes

# Constraints

- Applications
  - Can issue arbitrary sequence of `malloc` and `free` requests
  - `free` request must be to a `malloc`'d block
- Allocators
  - Can't control number or size of allocated blocks
  - Must respond immediately to `malloc` requests
    - *i.e.*, can't reorder or buffer requests
  - Must allocate blocks from free memory
    - *i.e.*, can place allocated blocks only in free memory
  - Must align blocks so they satisfy all alignment requirements
    - 8-byte (x86) or 16-byte (x86-64) alignment on Linux boxes
  - Can manipulate and modify only free memory

# Constraints

- Applications
  - Can issue arbitrary sequence of `malloc` and `free` requests
  - `free` request must be to a `malloc`'d block
- Allocators
  - Can't control number or size of allocated blocks
  - Must respond immediately to `malloc` requests
    - *i.e.*, can't reorder or buffer requests
  - Must allocate blocks from free memory
    - *i.e.*, can place allocated blocks only in free memory
  - Must align blocks so they satisfy all alignment requirements
    - 8-byte (x86) or 16-byte (x86-64) alignment on Linux boxes
  - Can manipulate and modify only free memory
  - Can't move the allocated blocks once they are `malloc`'d



# Constraints

- Applications
  - Can issue arbitrary sequence of `malloc` and `free` requests
  - `free` request must be to a `malloc`'d block
- Allocators
  - Can't control number or size of allocated blocks
  - Must respond immediately to `malloc` requests
    - *i.e.*, can't reorder or buffer requests
  - Must allocate blocks from free memory
    - *i.e.*, can place allocated blocks only in free memory
  - Must align blocks so they satisfy all alignment requirements
    - 8-byte (x86) or 16-byte (x86-64) alignment on Linux boxes
  - Can manipulate and modify only free memory
  - Can't move the allocated blocks once they are `malloc`'d
    - *i.e.*, compaction is not allowed; more on this later


# External Fragmentation

- Occurs when there is enough aggregate heap memory, but no single free block is large enough


```
p1 = malloc(4)
```



```
p2 = malloc(5)
```



```
p3 = malloc(6)
```



```
free(p2)
```




# External Fragmentation

- Occurs when there is enough aggregate heap memory, but no single free block is large enough


```
p1 = malloc(4)
```



```
p2 = malloc(5)
```



```
p3 = malloc(6)
```



```
free(p2)
```



```
p4 = malloc(6)
```

***Oops! (what would happen now?)***


# External Fragmentation

- Occurs when there is enough aggregate heap memory, but no single free block is large enough


```
p1 = malloc(4)
```



```
p2 = malloc(5)
```



```
p3 = malloc(6)
```



```
free(p2)
```



```
p4 = malloc(6)
```

***Oops! (what would happen now?)***

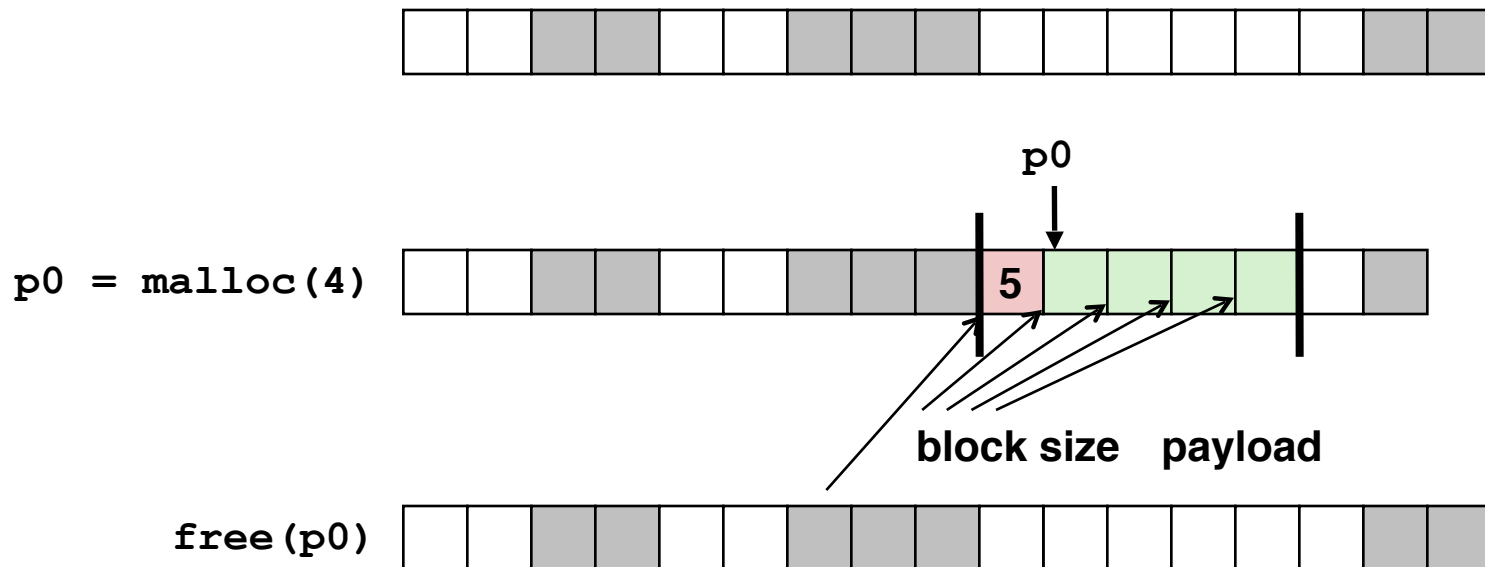
- Depends on the pattern of future requests

# Key Issues in Dynamic Memory Allocation

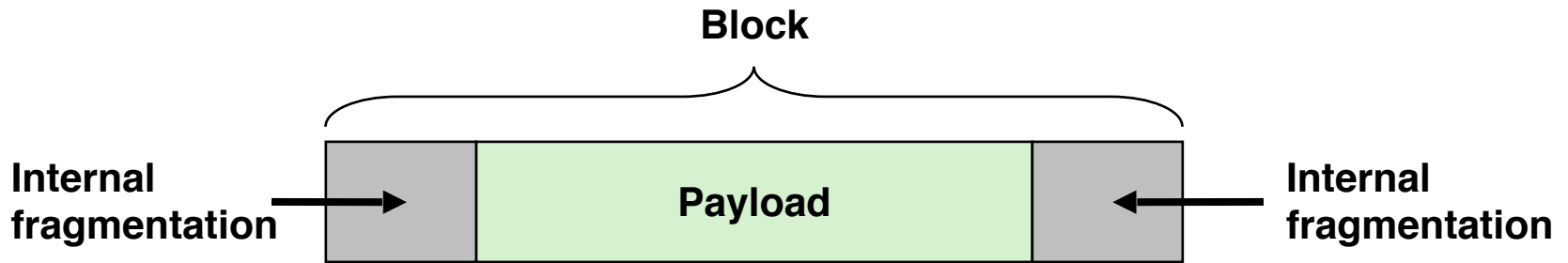
- Free:
  - How do we know how much memory to free given just a pointer?
  - How do we keep track of the free blocks?
  - How do we reinsert freed block?
- Allocation:
  - What do we do with the extra space when allocating a structure that is smaller than the free block it is placed in?
  - How do we pick a block to use for allocation -- many might fit?

# Knowing How Much to Free

- Standard method
  - Keep the length of a block in the word preceding the block.
    - This word is often called the *header field* or *header*
  - Requires an extra word for every allocated block

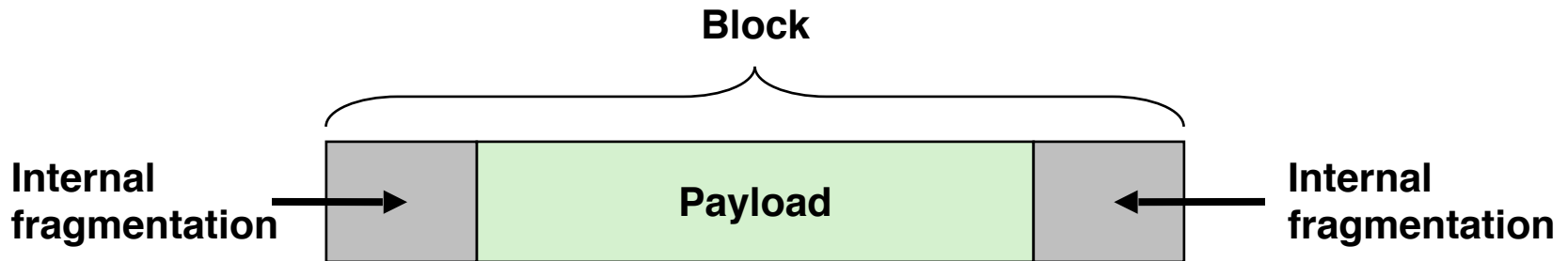


# Internal Fragmentation



- For a given block, *internal fragmentation* occurs if payload is smaller than block size

# Internal Fragmentation

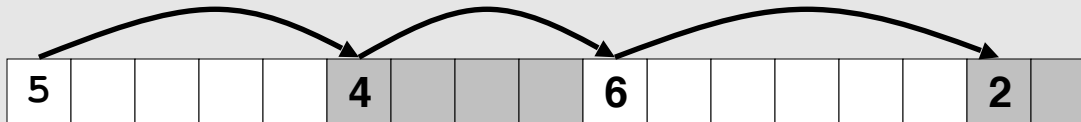


- For a given block, *internal fragmentation* occurs if payload is smaller than block size
- Caused by
  - Overhead of maintaining heap data structures
  - Padding for alignment purposes
  - Explicit policy decisions (e.g., to return a big block to satisfy a small request)



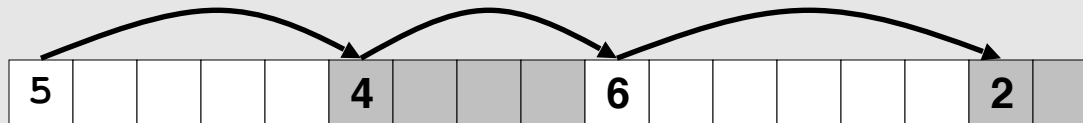
# Keeping Track of Free Blocks

- Method 1: *Implicit list* using length—links all blocks

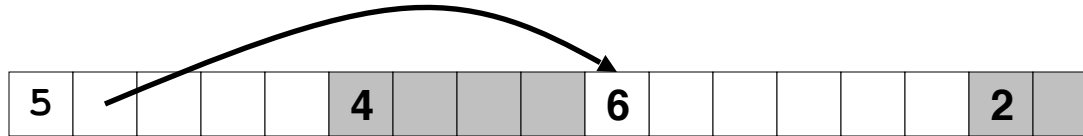


# Keeping Track of Free Blocks

- Method 1: *Implicit list* using length—links all blocks

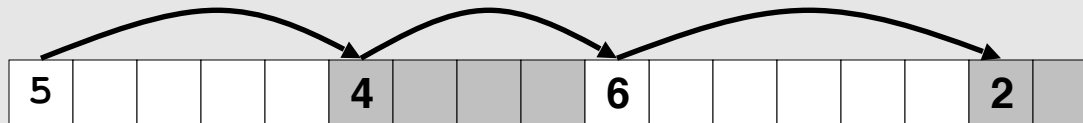


- Method 2: *Explicit list* among the free blocks using pointers

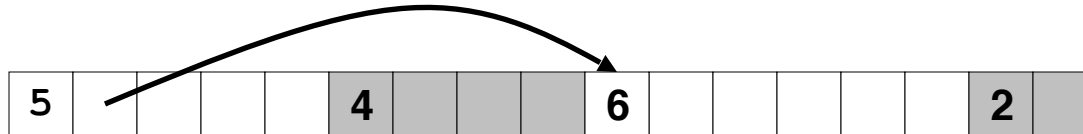


# Keeping Track of Free Blocks

- Method 1: *Implicit list* using length—links all blocks



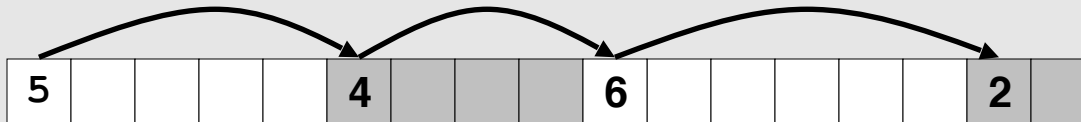
- Method 2: *Explicit list* among the free blocks using pointers



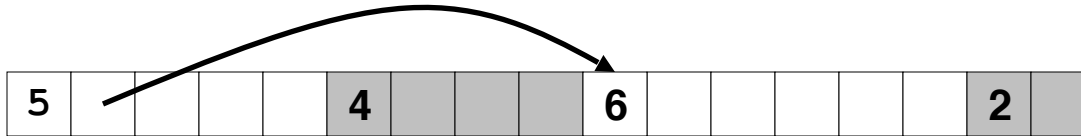
- Method 3: *Segregated free list*
  - Different free lists for different size classes

# Keeping Track of Free Blocks

- Method 1: *Implicit list* using length—links all blocks



- Method 2: *Explicit list* among the free blocks using pointers



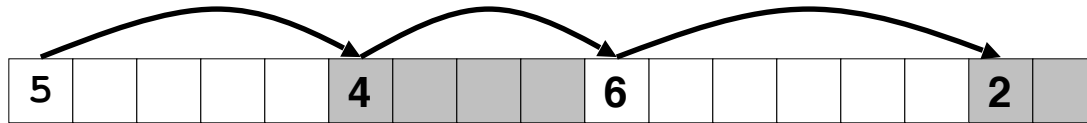
- Method 3: *Segregated free list*
  - Different free lists for different size classes
- Method 4: *Blocks sorted by size*
  - Can use a balanced tree (e.g. Red-Black tree) with pointers within each free block, and the length used as a key

# Today

- Memory mapping
- Dynamic memory allocation
  - Basic concepts
  - Implicit free lists

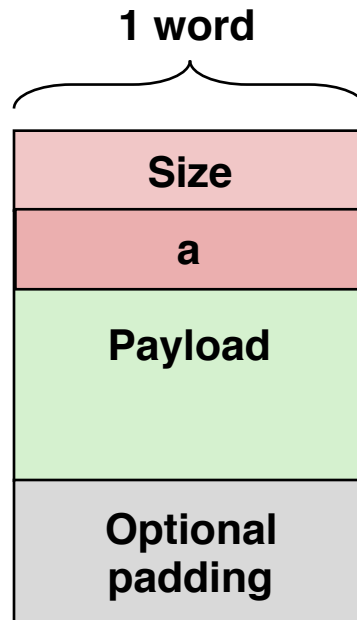
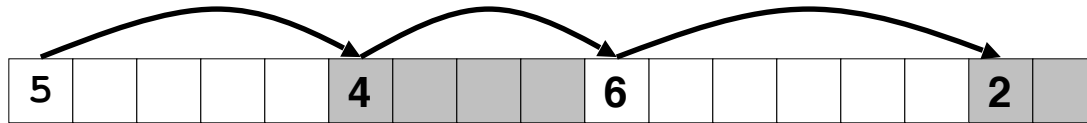
# Implicit List

- For each block we need both size and allocation status
  - Could store this information in two words: wasteful!



# Implicit List

- For each block we need both size and allocation status
  - Could store this information in two words: wasteful!



**a = 1: Allocated block**

**a = 0: Free block**

**Size: block size**

**Payload: application data  
(allocated blocks only)**

# Implicit List

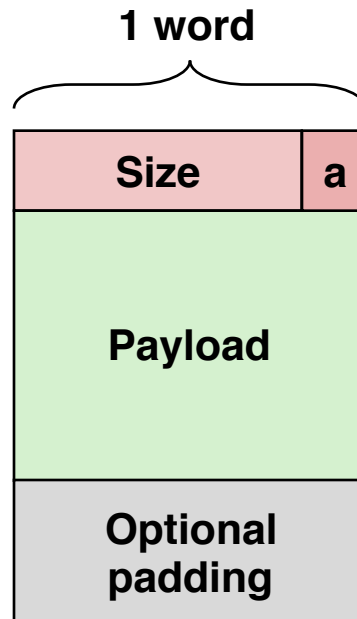
- For each block we need both size and allocation status
  - Could store this information in two words: wasteful!
- Standard trick
  - If blocks are aligned, some low-order address bits are always 0
  - Instead of storing an always-0 bit, use it as a allocated/free flag
  - When reading size word, must mask out this bit



# Implicit List

- For each block we need both size and allocation status
  - Could store this information in two words: wasteful!
- Standard trick
  - If blocks are aligned, some low-order address bits are always 0
  - Instead of storing an always-0 bit, use it as a allocated/free flag
  - When reading size word, must mask out this bit

*Format of  
allocated and  
free blocks*



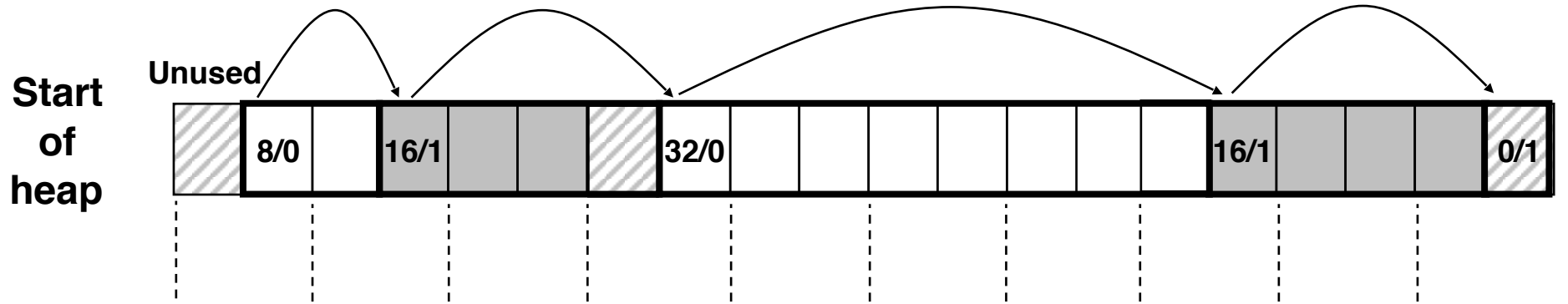
**a = 1: Allocated block**

**a = 0: Free block**

**Size: block size**

**Payload: application data  
(allocated blocks only)**

# Detailed Implicit Free List Example



Double-word  
aligned

Allocated blocks: shaded

Free blocks: unshaded

Headers: labeled with size in bytes/allocated bit

# Finding a Free Block

- **First fit:**
  - Search list from beginning, choose **first** free block that fits
  - Can take linear time in total number of blocks (allocated and free)
  - In practice it can cause “splinters” at beginning of list

# Finding a Free Block

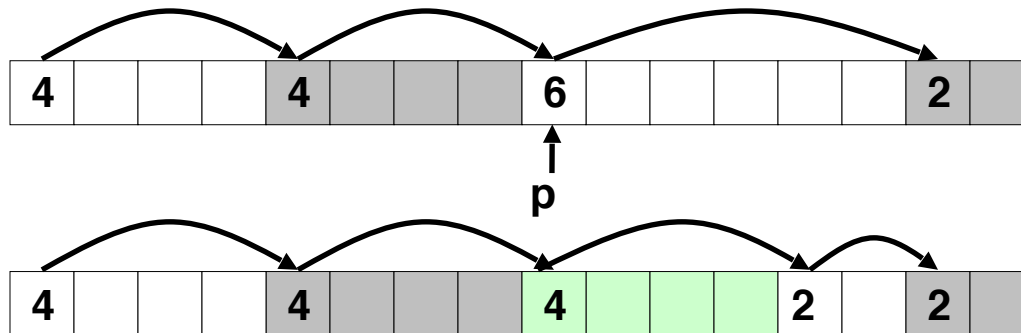
- **First fit:**
  - Search list from beginning, choose **first** free block that fits
  - Can take linear time in total number of blocks (allocated and free)
  - In practice it can cause “splinters” at beginning of list
- **Next fit:**
  - Like first fit, but search list starting where previous search finished
  - Should often be faster than first fit: avoids re-scanning unhelpful blocks
  - Some research suggests that fragmentation is worse

# Finding a Free Block

- **First fit:**
  - Search list from beginning, choose **first** free block that fits
  - Can take linear time in total number of blocks (allocated and free)
  - In practice it can cause “splinters” at beginning of list
- **Next fit:**
  - Like first fit, but search list starting where previous search finished
  - Should often be faster than first fit: avoids re-scanning unhelpful blocks
  - Some research suggests that fragmentation is worse
- **Best fit:**
  - Search the list, choose the **best** free block: fits, with fewest bytes left over
  - Keeps fragments small—usually improves memory utilization
  - Will typically run slower than first fit

# Allocating in Free Block

- Allocated space might be smaller than free space
- We could simply leave the extra space there. Simple to implement but causes internal fragmentation
- Or we could **split** the block



```
void addblock(ptr p, int len) {  
    int newsize = ((len + 1) >> 1) << 1; // round up to even  
    int oldsize = *p & -2; // mask out low bit  
    *p = newsize | 1; // set new length  
    if (newsize < oldsize)  
        *(p+newsize) = oldsize - newsize; // set length in remaining  
}
```

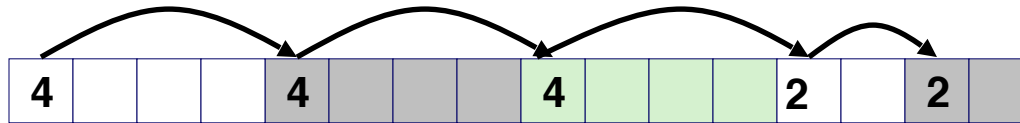
# Freeing a Block

- Simplest implementation:

- Need only clear the “allocated” flag

```
void free_block(ptr p) { *p = *p & -2 }
```

- But can lead to “false fragmentation”



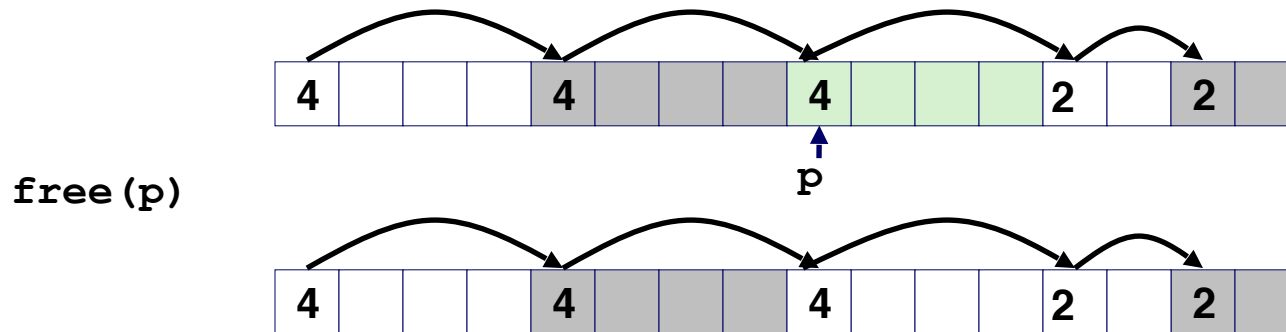
# Freeing a Block

- Simplest implementation:

- Need only clear the “allocated” flag

```
void free_block(ptr p) { *p = *p & -2 }
```

- But can lead to “false fragmentation”





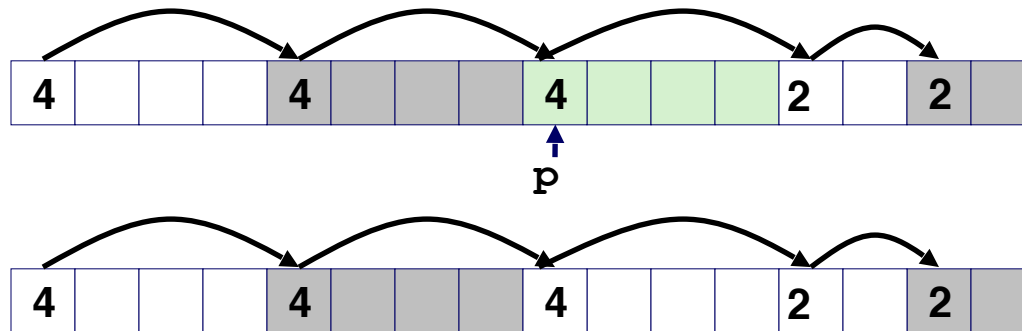
# Freeing a Block

- Simplest implementation:

- Need only clear the “allocated” flag

```
void free_block(ptr p) { *p = *p & -2 }
```

- But can lead to “false fragmentation”



free (p)

malloc (5) **Oops!**

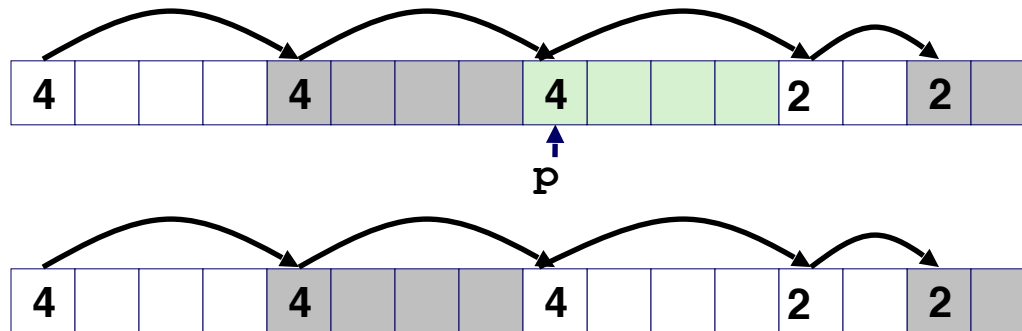
# Freeing a Block

- Simplest implementation:

- Need only clear the “allocated” flag

```
void free_block(ptr p) { *p = *p & -2 }
```

- But can lead to “false fragmentation”



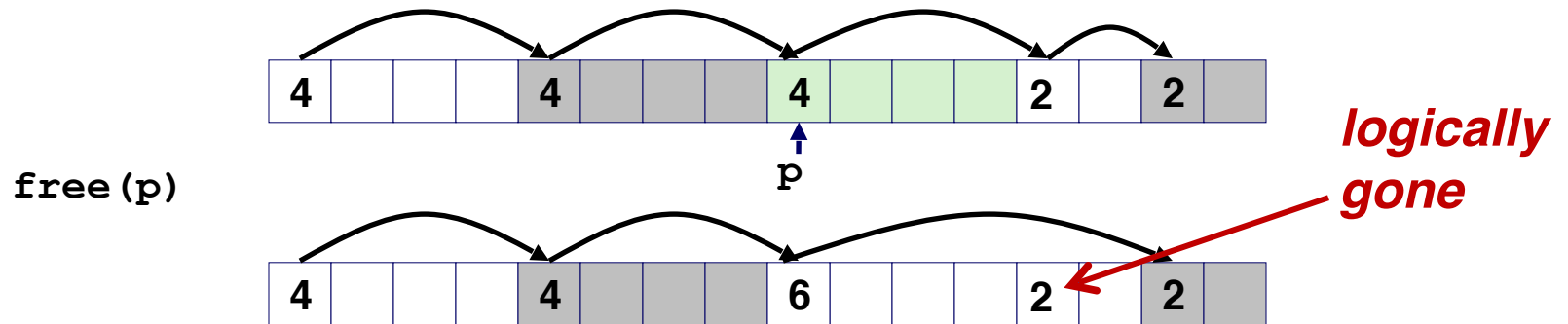
free (p)

malloc (5) **Oops!**

**There is enough free space, but the allocator won't be able to find it**

# Coalescing

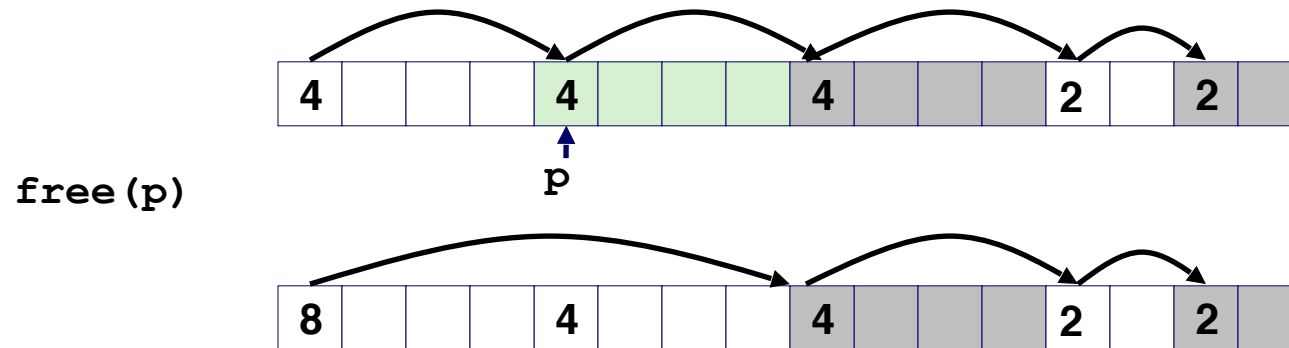
- Join (*coalesce*) with next/previous blocks, if they are free
  - Coalescing with next block



```
void free_block(ptr p) {  
    *p = *p & -2;           // clear allocated flag  
    next = p + *p;         // find next block  
    if ((*next & 1) == 0)  
        *p = *p + *next;   // add to this block if  
                            // not allocated  
}
```

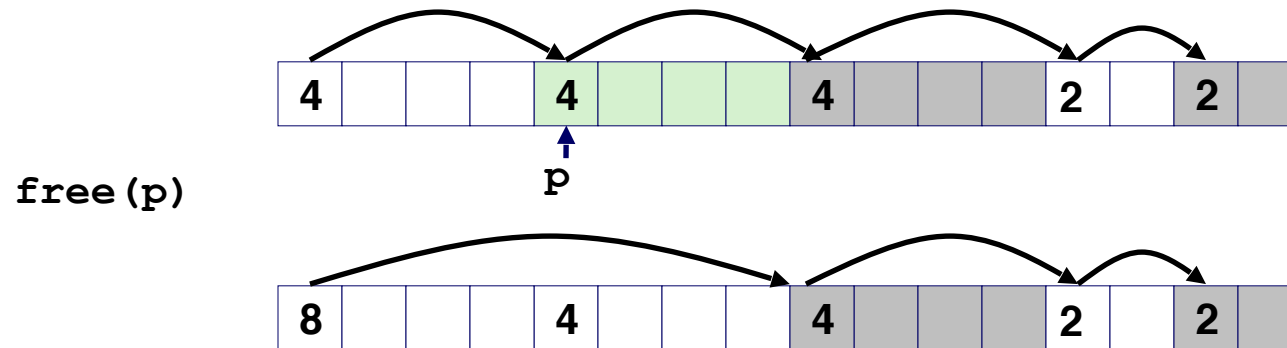
# Coalescing

- How about now?



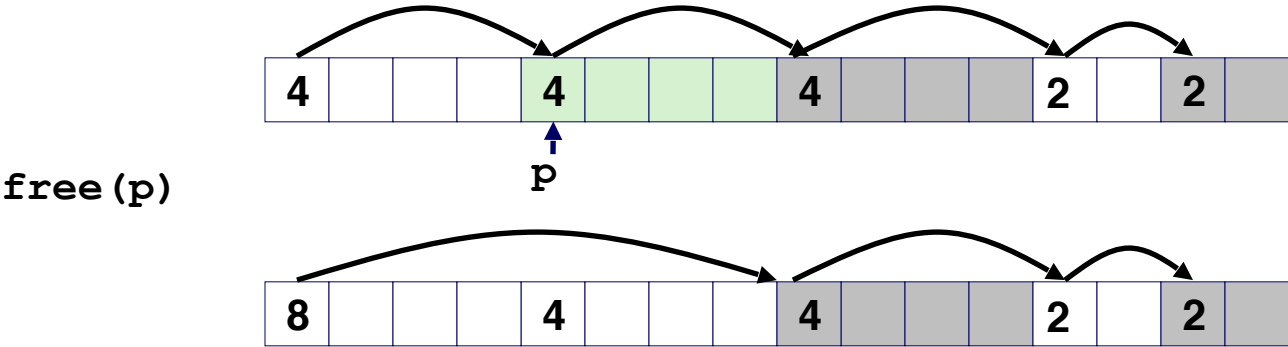
# Coalescing

- How about now?
- How do we coalesce with previous block?



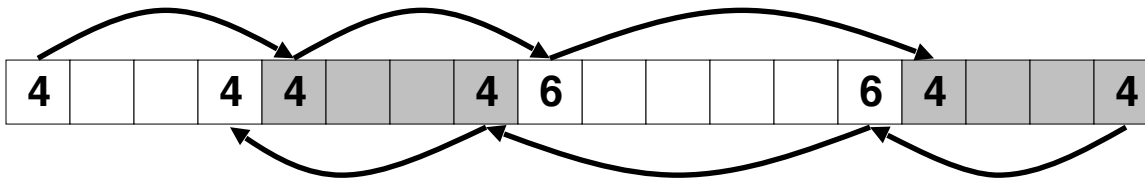
# Coalescing

- How about now?
- How do we coalesce with previous block?
  - Linear time solution: scans from beginning



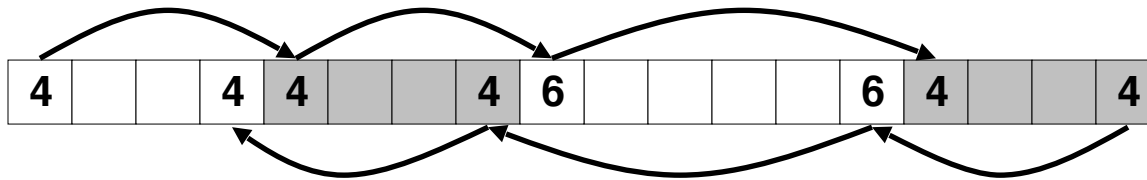
# Bidirectional Coalescing (Constant Time)

- *Boundary tags* [Knuth73]
  - Replicate size/allocated word at “bottom” (end) of free blocks
  - Allows us to traverse the “list” backwards, but requires extra space
  - Important and general technique!

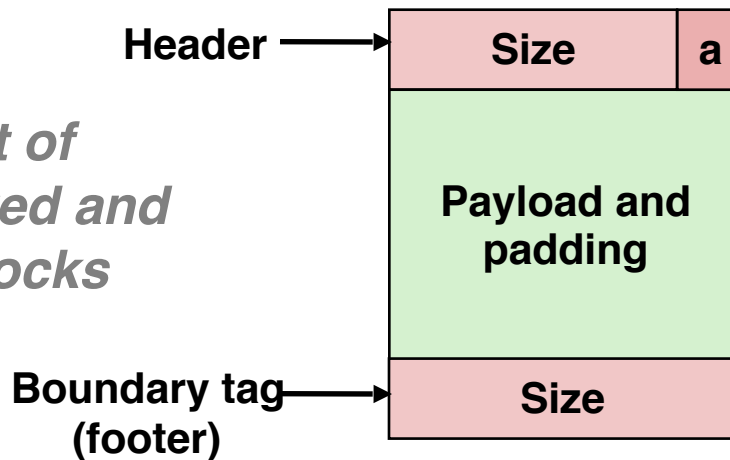


# Bidirectional Coalescing (Constant Time)

- *Boundary tags* [Knuth73]
  - Replicate size/allocated word at “bottom” (end) of free blocks
  - Allows us to traverse the “list” backwards, but requires extra space
  - Important and general technique!



*Format of  
allocated and  
free blocks*



**a = 1: Allocated block**  
**a = 0: Free block**

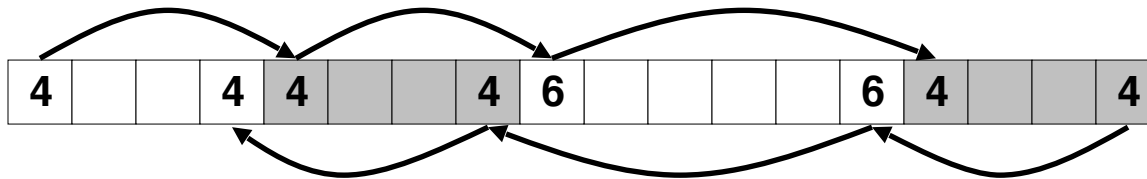
**Size: Total block size**

**Payload: Application data  
(allocated blocks only)**

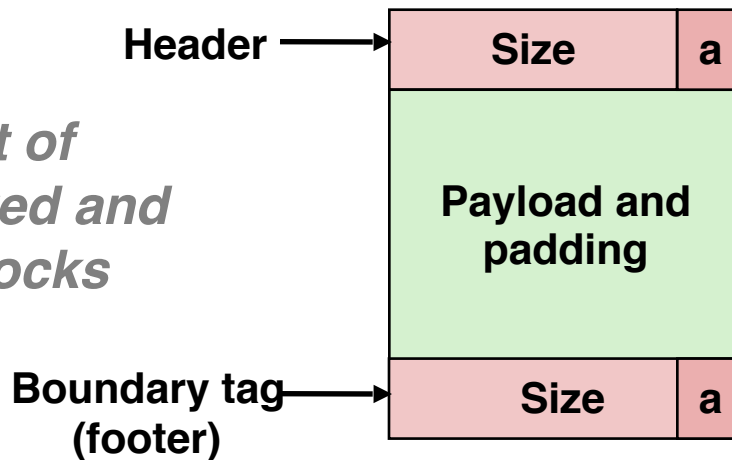


# Bidirectional Coalescing (Constant Time)

- *Boundary tags* [Knuth73]
  - Replicate size/allocated word at “bottom” (end) of free blocks
  - Allows us to traverse the “list” backwards, but requires extra space
  - Important and general technique!



*Format of  
allocated and  
free blocks*



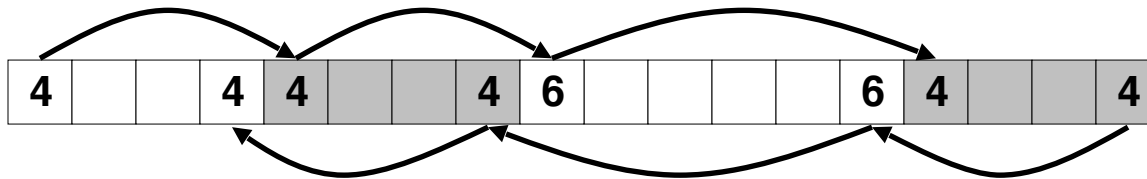
**a = 1: Allocated block**  
**a = 0: Free block**

**Size: Total block size**

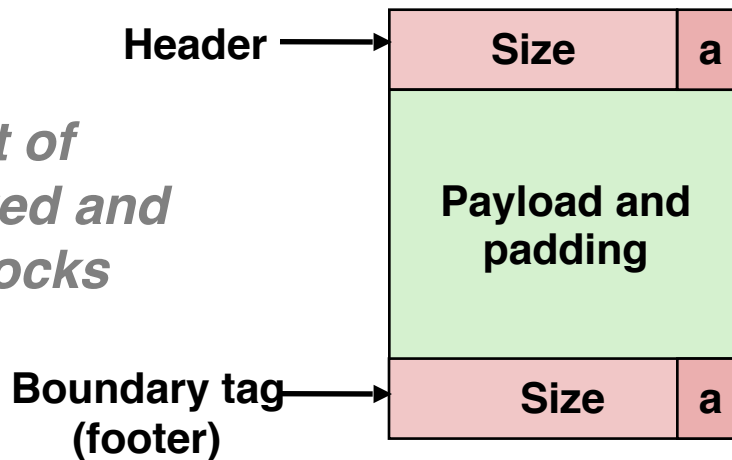
**Payload: Application data  
(allocated blocks only)**

# Bidirectional Coalescing (Constant Time)

- *Boundary tags* [Knuth73]
  - Replicate size/allocated word at “bottom” (end) of free blocks
  - Allows us to traverse the “list” backwards, but requires extra space
  - Important and general technique!
- **Disadvantages?** (Think of small blocks...)



*Format of  
allocated and  
free blocks*



**a = 1: Allocated block**  
**a = 0: Free block**

**Size: Total block size**

**Payload: Application data  
(allocated blocks only)**

# Summary of Key Allocator Policies

- Placement policy:
  - First-fit, next-fit, best-fit, etc.
  - Trades off lower throughput for less fragmentation

# Summary of Key Allocator Policies

- **Placement policy:**
  - First-fit, next-fit, best-fit, etc.
  - Trades off lower throughput for less fragmentation
- **Splitting policy:**
  - When do we split free blocks?
  - How much internal fragmentation are we willing to tolerate?

# Summary of Key Allocator Policies

- **Placement policy:**
  - First-fit, next-fit, best-fit, etc.
  - Trades off lower throughput for less fragmentation
- **Splitting policy:**
  - When do we split free blocks?
  - How much internal fragmentation are we willing to tolerate?
- **Coalescing policy:**
  - **Immediate coalescing:** coalesce each time `free` is called
  - **Deferred coalescing:** try to improve performance of `free` by deferring coalescing until needed. Examples:
    - Coalesce as you scan the free list for `malloc`
    - Coalesce when the amount of external fragmentation reaches some threshold

# Implicit Lists: Summary

- Implementation: very simple

# Implicit Lists: Summary

- Implementation: very simple
- Allocate cost:
  - *linear* time worst case
  - Identify free blocks requires scanning *all* the blocks!

# Implicit Lists: Summary

- Implementation: very simple
- Allocate cost:
  - **linear** time worst case
  - Identify free blocks requires scanning **all** the blocks!
- Free cost:
  - **constant** time worst case



# Implicit Lists: Summary

- Implementation: very simple
- Allocate cost:
  - **linear** time worst case
  - Identify free blocks requires scanning **all** the blocks!
- Free cost:
  - **constant** time worst case
- Memory usage:
  - Will depend on placement policy
  - First-fit, next-fit, or best-fit

# Implicit Lists: Summary

- Implementation: very simple
- Allocate cost:
  - **linear** time worst case
  - Identify free blocks requires scanning **all** the blocks!
- Free cost:
  - **constant** time worst case
- Memory usage:
  - Will depend on placement policy
  - First-fit, next-fit, or best-fit
- Not used in practice because of linear-time allocation
  - used in many special purpose applications

# Implicit Lists: Summary

- Implementation: very simple
- Allocate cost:
  - **linear** time worst case
  - Identify free blocks requires scanning **all** the blocks!
- Free cost:
  - **constant** time worst case
- Memory usage:
  - Will depend on placement policy
  - First-fit, next-fit, or best-fit
- Not used in practice because of linear-time allocation
  - used in many special purpose applications
- However, the concepts of splitting and boundary tag coalescing are general to **all** allocators