

# **CSC 252: Computer Organization**

## **Fall 2021: Lecture 19**

Process Control

Signals

Instructor: Alan Beadle

Department of Computer Science  
University of Rochester

# Announcements

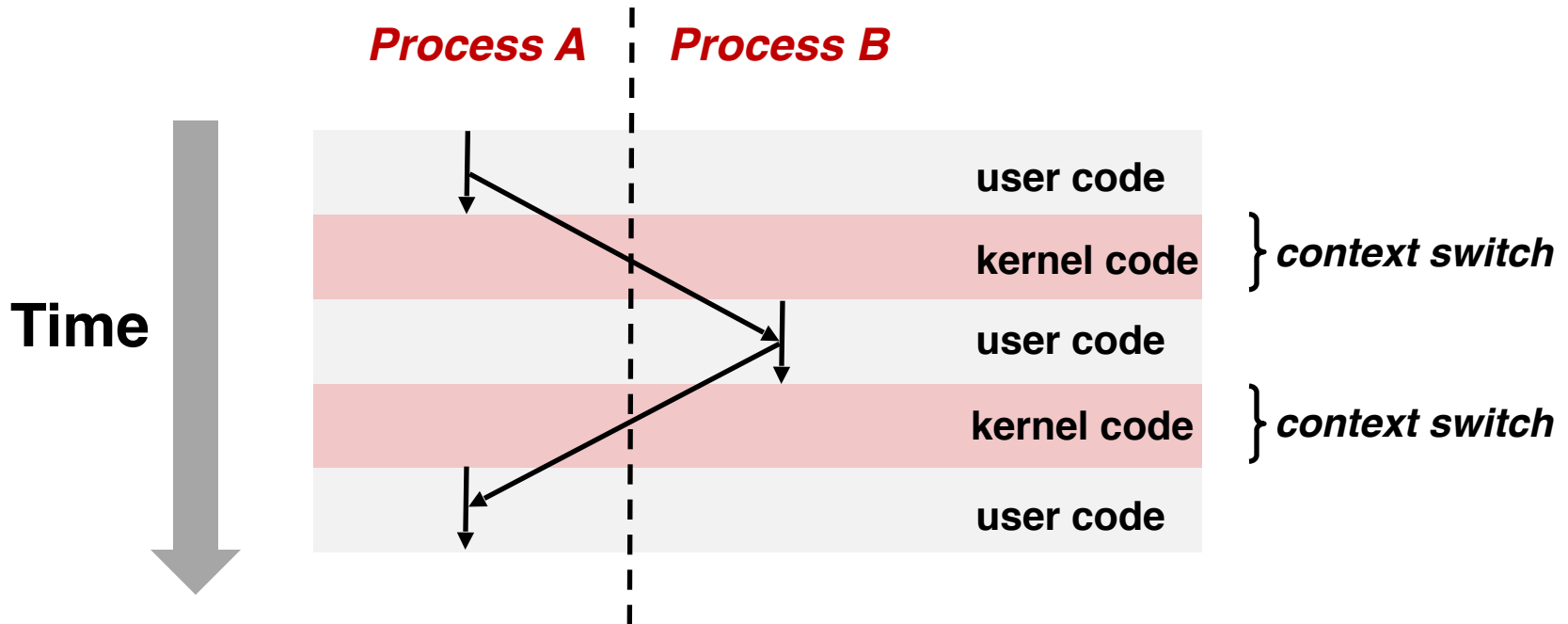
You can take your exam back once you have checked for grading errors

For integrity reasons, please bring up possible grading mistakes before you leave with your exam; Not after.

A4 is due in 11 days, and you should have started by now so that you have time to get help

# Context Switching

- Processes are managed by a shared chunk of memory-resident OS code called the *kernel*
  - Important: the kernel is not a separate process, but rather runs as part of some existing process.
- Control flow passes from one process to another via a *context switch*



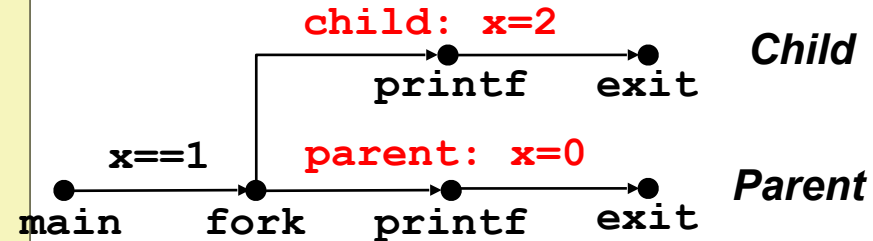
# Process Graph Example

```
int main()
{
    pid_t pid;
    int x = 1;

    pid = Fork();
    if (pid == 0) { /* Child */
        printf("child : x=%d\n", ++x);
        exit(0);
    }

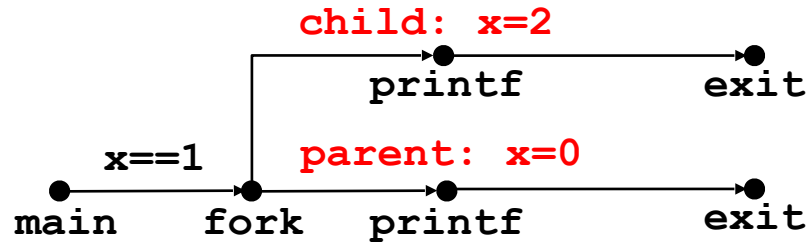
    /* Parent */
    printf("parent: x=%d\n", --x);
    exit(0);
}
```

*fork.c*

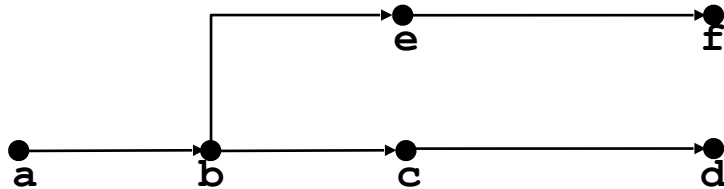


# Interpreting Process Graphs

- Original graph:

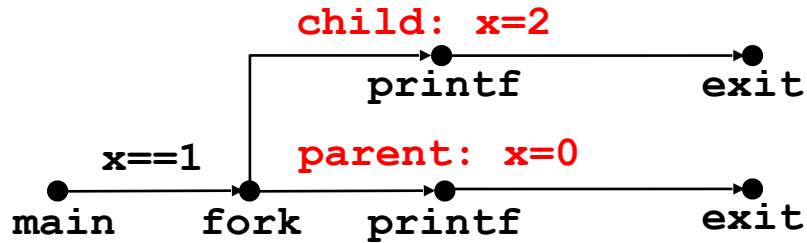


- Abstracted graph:

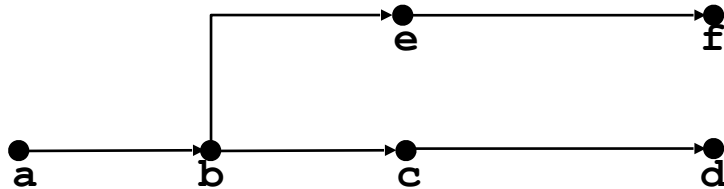


# Interpreting Process Graphs

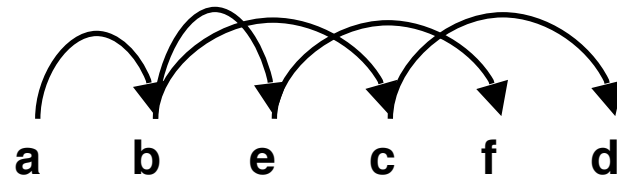
- Original graph:



- Abstracted graph:

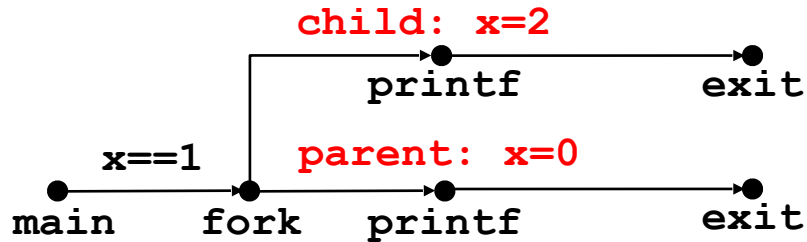


**Feasible execution ordering:**

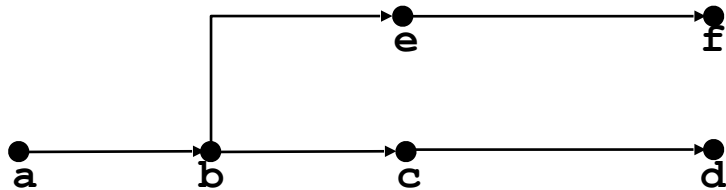


# Interpreting Process Graphs

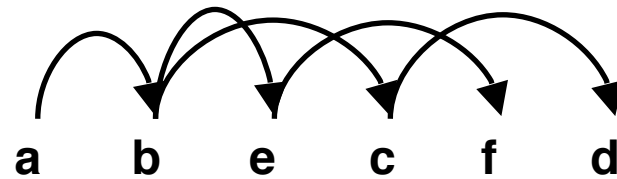
- Original graph:



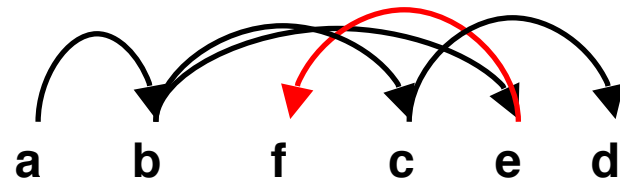
- Abstracted graph:



**Feasible execution ordering:**



**Infeasible execution ordering:**



# fork Example: Two consecutive forks

```
void fork2()  
{  
    printf("L0\n");  
    fork();  
    printf("L1\n");  
    fork();  
    printf("Bye\n");  
}
```

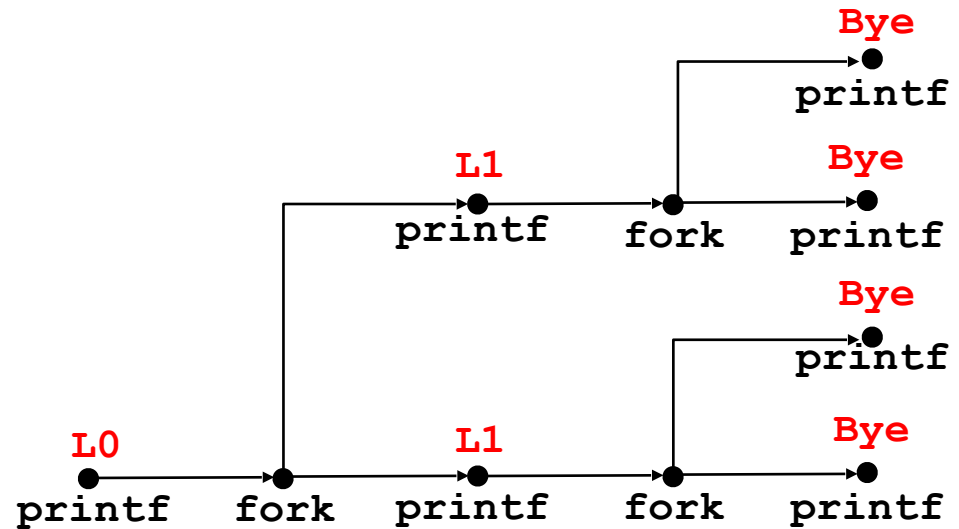
*forks.c*



# fork Example: Two consecutive forks

```
void fork2()
{
    printf("L0\n");
    fork();
    printf("L1\n");
    fork();
    printf("Bye\n");
}
```

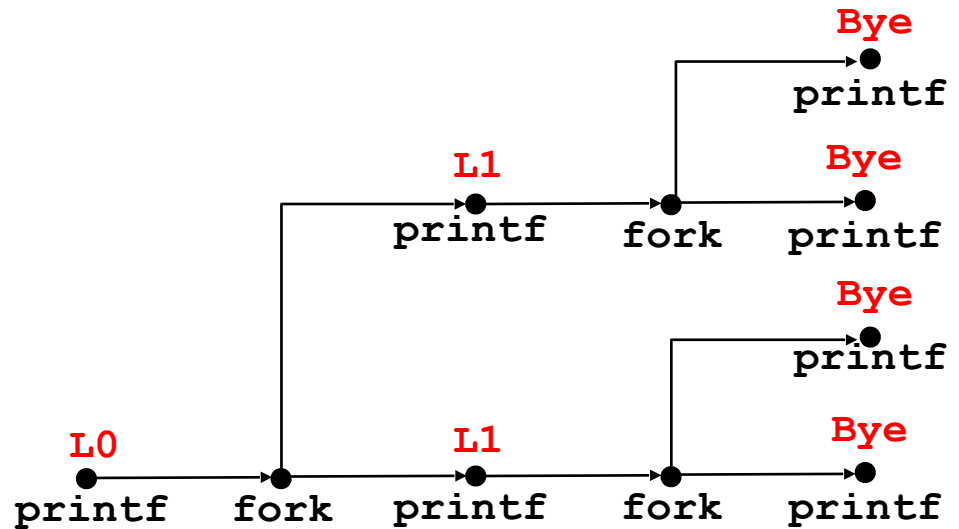
*forks.c*



# fork Example: Two consecutive forks

```
void fork2()
{
    printf("L0\n");
    fork();
    printf("L1\n");
    fork();
    printf("Bye\n");
}
```

*forks.c*



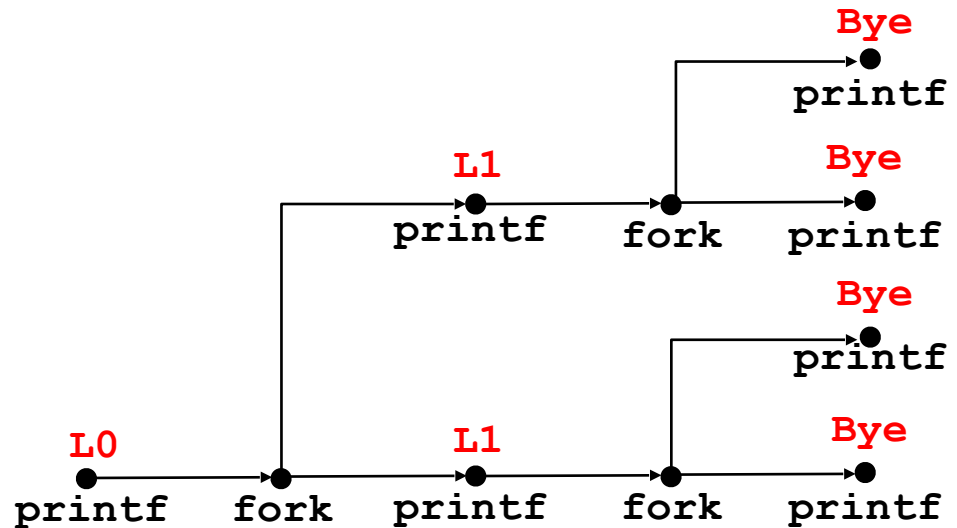
Feasible output:

L0  
L1  
Bye  
Bye  
L1  
Bye  
Bye

# fork Example: Two consecutive forks

```
void fork2()
{
    printf("L0\n");
    fork();
    printf("L1\n");
    fork();
    printf("Bye\n");
}
```

*forks.c*



**Feasible output:**

L0  
L1  
Bye  
Bye  
L1  
Bye  
Bye

**Infeasible output:**

L0  
Bye  
L1  
Bye  
L1  
Bye  
Bye

# fork Example: Nested forks in parent

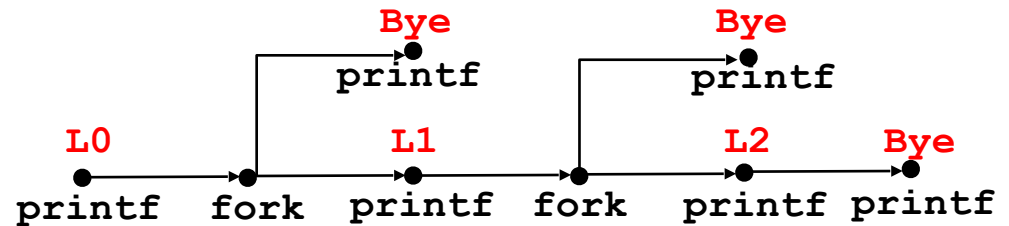
```
void fork4()
{
    printf("L0\n");
    if (fork() != 0) {
        printf("L1\n");
        if (fork() != 0) {
            printf("L2\n");
        }
    }
    printf("Bye\n");
}
```

*forks.c*

# fork Example: Nested forks in parent

```
void fork4()
{
    printf("L0\n");
    if (fork() != 0) {
        printf("L1\n");
        if (fork() != 0) {
            printf("L2\n");
        }
    }
    printf("Bye\n");
}
```

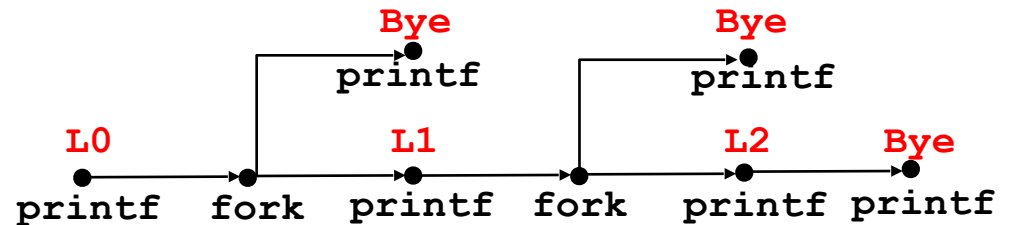
*forks.c*



# fork Example: Nested forks in parent

```
void fork4()
{
    printf("L0\n");
    if (fork() != 0) {
        printf("L1\n");
        if (fork() != 0) {
            printf("L2\n");
        }
    }
    printf("Bye\n");
}
```

*forks.c*



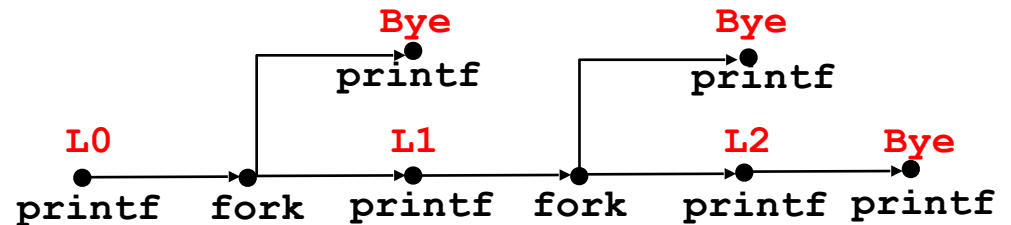
Feasible output:

L0  
L1  
Bye  
Bye  
L2  
Bye

# fork Example: Nested forks in parent

```
void fork4()
{
    printf("L0\n");
    if (fork() != 0) {
        printf("L1\n");
        if (fork() != 0) {
            printf("L2\n");
        }
    }
    printf("Bye\n");
}
```

*forks.c*



Feasible output:

L0  
L1  
Bye  
Bye  
L2  
Bye

Infeasible output:

L0  
Bye  
L1  
Bye  
Bye  
L2

# fork Example: Nested forks in children

```
void fork5()
{
    printf("L0\n");
    if (fork() == 0) {
        printf("L1\n");
        if (fork() == 0) {
            printf("L2\n");
        }
    }
    printf("Bye\n");
}
```

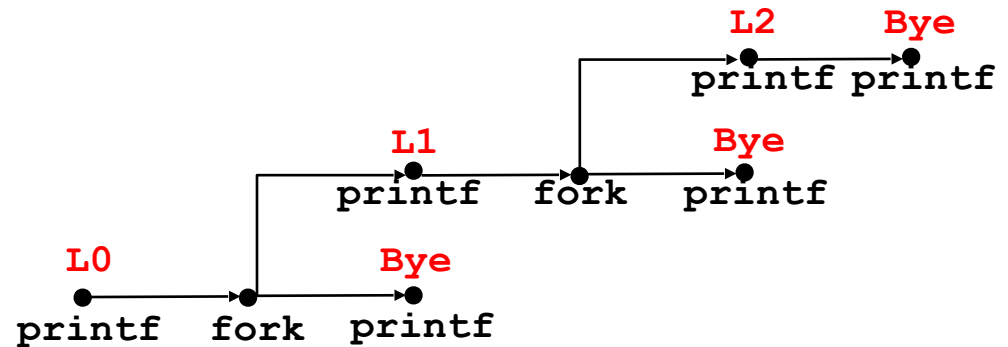
*forks.c*



# fork Example: Nested forks in children

```
void fork5()
{
    printf("L0\n");
    if (fork() == 0) {
        printf("L1\n");
        if (fork() == 0) {
            printf("L2\n");
        }
    }
    printf("Bye\n");
}
```

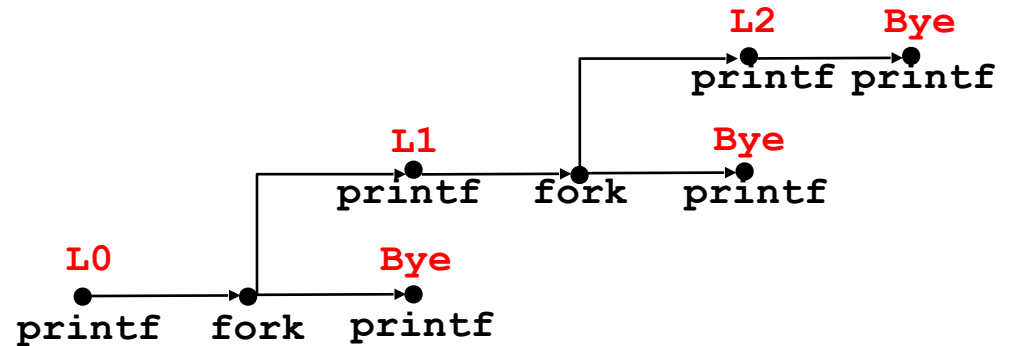
*forks.c*



# fork Example: Nested forks in children

```
void fork5()
{
    printf("L0\n");
    if (fork() == 0) {
        printf("L1\n");
        if (fork() == 0) {
            printf("L2\n");
        }
    }
    printf("Bye\n");
}
```

*forks.c*



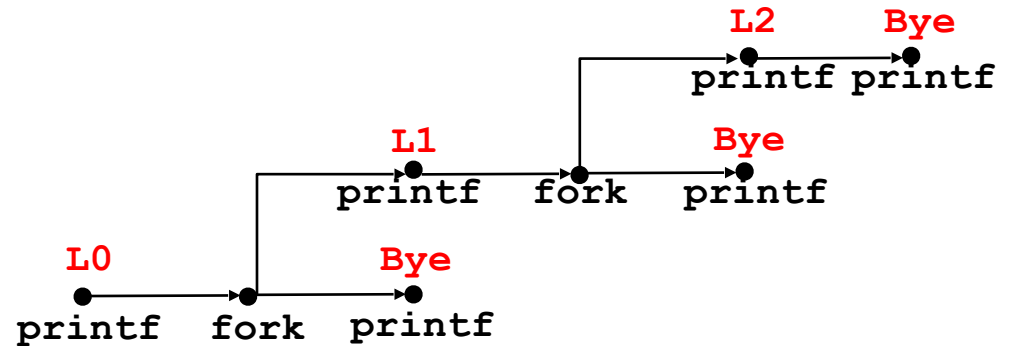
Feasible output:

L0  
Bye  
L1  
L2  
Bye  
Bye

# fork Example: Nested forks in children

```
void fork5()
{
    printf("L0\n");
    if (fork() == 0) {
        printf("L1\n");
        if (fork() == 0) {
            printf("L2\n");
        }
    }
    printf("Bye\n");
}
```

*forks.c*



**Feasible output:**

L0  
Bye  
L1  
L2  
Bye  
Bye

**Infeasible output:**

L0  
Bye  
L1  
Bye  
Bye  
L2

# Reaping Child Processes

- When process terminates, it still consumes system resources
  - Examples: Exit status, various OS tables
  - Called a “zombie”: Living corpse, half alive and half dead
- Reaping
  - Performed by parent on terminated child (using `wait` or `waitpid`)

# Reaping Child Processes

- When process terminates, it still consumes system resources
  - Examples: Exit status, various OS tables
  - Called a “zombie”: Living corpse, half alive and half dead
- Reaping
  - Performed by parent on terminated child (using `wait` or `waitpid`)
  - Parent is given exit status information
  - Kernel then deletes zombie child process
- What if parent doesn't reap?
  - If any parent terminates without reaping a child, then the orphaned child will be reaped by `init` process (`pid == 1`)

# Reaping Child Processes

- When process terminates, it still consumes system resources
  - Examples: Exit status, various OS tables
  - Called a “zombie”: Living corpse, half alive and half dead
- Reaping
  - Performed by parent on terminated child (using `wait` or `waitpid`)
  - Parent is given exit status information
  - Kernel then deletes zombie child process
- What if parent doesn't reap?
  - If any parent terminates without reaping a child, then the orphaned child will be reaped by `init` process (`pid == 1`)
  - So, only need explicit reaping in long-running processes
    - e.g., shells and servers

```
void fork7() {
    if (fork() == 0) {
        /* Child */
        printf("Terminating Child, PID = %d\n", getpid());
        exit(0);
    } else {
        printf("Running Parent, PID = %d\n", getpid());
        while (1)
            ; /* Infinite loop */
    }
}
```

*forks.c*

```

void fork7() {
    if (fork() == 0) {
        /* Child */
        printf("Terminating Child, PID = %d\n", getpid());
        exit(0);
    } else {
        printf("Running Parent, PID = %d\n", getpid());
        while (1)
            ; /* Infinite loop */
    }
}

```

*forks.c*

```

linux> ./forks 7 &
[1] 6639
Running Parent, PID = 6639
Terminating Child, PID = 6640
linux> ps
  PID TTY          TIME CMD
 6585 tty9          00:00:00 tcsh
 6639 tty9          00:00:03 forks
 6640 tty9          00:00:00 forks <defunct>
 6641 tty9          00:00:00 ps
linux> kill 6639
[1]      Terminated
linux> ps
  PID TTY          TIME CMD
 6585 tty9          00:00:00 tcsh
 6642 tty9          00:00:00 ps

```



```

void fork7() {
    if (fork() == 0) {
        /* Child */
        printf("Terminating Child, PID = %d\n", getpid());
        exit(0);
    } else {
        printf("Running Parent, PID = %d\n", getpid());
        while (1)
            ; /* Infinite loop */
    }
}

```

*forks.c*

```

linux> ./forks 7 &
[1] 6639
Running Parent, PID = 6639
Terminating Child, PID = 6640
linux> ps
  PID TTY          TIME CMD
 6585 ttys9      00:00:00 tcsh
 6639 ttys9      00:00:03 forks
 6640 ttys9      00:00:00 forks <defunct>
 6641 ttys9      00:00:00 ps
linux> kill 6639
[1] Terminated
linux> ps
  PID TTY          TIME CMD
 6585 ttys9      00:00:00 tcsh
 6642 ttys9      00:00:00 ps

```

- ps shows child process as “defunct” (i.e., a zombie)



```

void fork7() {
    if (fork() == 0) {
        /* Child */
        printf("Terminating Child, PID = %d\n", getpid());
        exit(0);
    } else {
        printf("Running Parent, PID = %d\n", getpid());
        while (1)
            ; /* Infinite loop */
    }
}

```

*forks.c*

```

linux> ./forks 7 &
[1] 6639
Running Parent, PID = 6639
Terminating Child, PID = 6640
linux> ps
  PID TTY          TIME CMD
 6585 ttyp9        00:00:00 tcsh
 6639 ttyp9        00:00:03 forks
 6640 ttyp9        00:00:00 forks <defunct>
 6641 ttyp9        00:00:00 ps
linux> kill 6639
[1] Terminated
linux> ps
  PID TTY          TIME CMD
 6585 ttyp9        00:00:00 tcsh
 6642 ttyp9        00:00:00 ps

```

- `ps` shows child process as “defunct” (i.e., a zombie)
- Killing parent allows child to be reaped by `init`

```
void fork8()
{
    if (fork() == 0) {
        /* Child */
        printf("Running Child, PID = %d\n",
            getpid());
        while (1)
            ; /* Infinite loop */
    } else {
        printf("Terminating Parent, PID = %d\n",
            getpid());
        exit(0);
    }
}
```

*forks.c*

```

void fork8()
{
    if (fork() == 0) {
        /* Child */
        printf("Running Child, PID = %d\n",
            getpid());
        while (1)
            ; /* Infinite loop */
    } else {
        printf("Terminating Parent, PID = %d\n",
            getpid());
        exit(0);
    }
}

```

*forks.c*

```

linux> ./forks 8
Terminating Parent, PID = 6675
Running Child, PID = 6676
linux> ps
  PID TTY          TIME CMD
 6585 ttyp9        00:00:00 tcsh
 6676 ttyp9        00:00:06 forks
 6677 ttyp9        00:00:00 ps
linux> kill 6676
linux> ps
  PID TTY          TIME CMD
 6585 ttyp9        00:00:00 tcsh
 6678 ttyp9        00:00:00 ps

```

```

void fork8()
{
    if (fork() == 0) {
        /* Child */
        printf("Running Child, PID = %d\n",
            getpid());
        while (1)
            ; /* Infinite loop */
    } else {
        printf("Terminating Parent, PID = %d\n",
            getpid());
        exit(0);
    }
}

```

*forks.c*

```

linux> ./forks 8
Terminating Parent, PID = 6675
Running Child, PID = 6676
linux> ps
  PID TTY          TIME CMD
 6585 ttyp9        00:00:00 tcsh
 6676 ttyp9        00:00:06 forks
 6677 ttyp9        00:00:00 ps
linux> kill 6676
linux> ps
  PID TTY          TIME CMD
 6585 ttyp9        00:00:00 tcsh
 6678 ttyp9        00:00:00 ps

```

- Child process still active even though parent has terminated. Can't be reaped since it's still running!
- Must kill child explicitly, or else will keep running indefinitely

# wait: Synchronizing with Children

```
void fork9() {
    int child_status;

    if (fork() == 0) {
        printf("HC: hello from child\n");
        exit(0);
    } else {
        printf("HP: hello from parent\n");
        wait(&child_status);
        printf("CT: child has terminated\n");
    }
    printf("Bye\n");
}
```

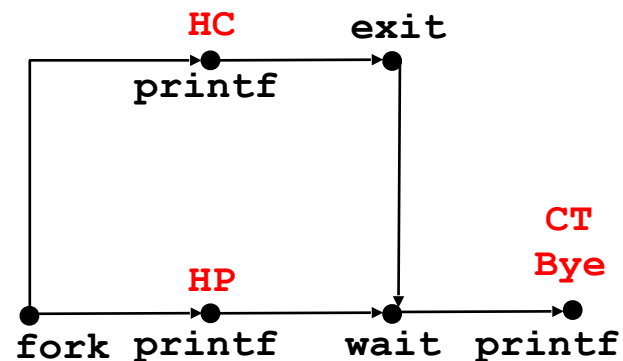
*forks.c*

# wait: Synchronizing with Children

```
void fork9() {
    int child_status;

    if (fork() == 0) {
        printf("HC: hello from child\n");
        exit(0);
    } else {
        printf("HP: hello from parent\n");
        wait(&child_status);
        printf("CT: child has terminated\n");
    }
    printf("Bye\n");
}
```

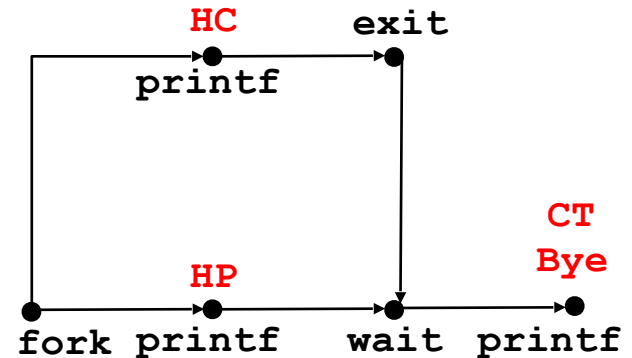
*forks.c*



# wait: Synchronizing with Children

```
void fork9() {  
    int child_status;  
  
    if (fork() == 0) {  
        printf("HC: hello from child\n");  
        exit(0);  
    } else {  
        printf("HP: hello from parent\n");  
        wait(&child_status);  
        printf("CT: child has terminated\n");  
    }  
    printf("Bye\n");  
}
```

*forks.c*



Feasible output:

HC  
HP  
CT  
Bye

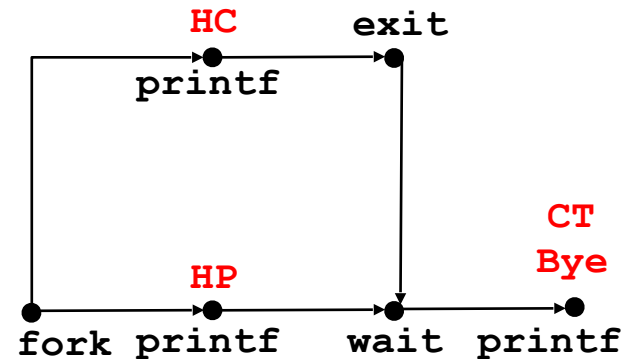


# wait: Synchronizing with Children

```
void fork9() {
    int child_status;

    if (fork() == 0) {
        printf("HC: hello from child\n");
        exit(0);
    } else {
        printf("HP: hello from parent\n");
        wait(&child_status);
        printf("CT: child has terminated\n");
    }
    printf("Bye\n");
}
```

*forks.c*



Feasible output:

HC  
HP  
CT  
Bye

Infeasible output:

HP  
CT  
Bye  
HC

# `wait`: Synchronizing with Children

- Parent reaps a child by calling the `wait` function
- `int wait(int *child_status)`
  - Suspends current process until one of its children terminates
  - Return value is the `pid` of the child process that terminated
  - If `child_status != NULL`, then the integer it points to will be set to a value that indicates reason the child terminated and the exit status:
    - Checked using macros defined in `wait.h`
      - `WIFEXITED`, `WEXITSTATUS`, `WIFSIGNALED`, `WTERMSIG`, `WIFSTOPPED`, `WSTOPSIG`, `WIFCONTINUED`
      - See textbook for details

# Another `wait` Example

- If multiple children completed, will take in arbitrary order
- Can use macros `WIFEXITED` and `WEXITSTATUS` to get information about exit status

```
void fork10() {
    int i, child_status;

    for (i = 0; i < N; i++)
        if (fork() == 0) {
            exit(100+i); /* Child */
        }
    for (i = 0; i < N; i++) { /* Parent */
        pid_t wpid = wait(&child_status);
        if (WIFEXITED(child_status))
            printf("Child %d terminated with exit status %d\n",
                wpid, WEXITSTATUS(child_status));
        else
            printf("Child %d terminate abnormally\n", wpid);
    }
}
```

*forks.c*

# waitpid: Waiting for a Specific Process

- `pid_t waitpid(pid_t pid, int &status, int options)`
  - Suspends current process until specific process terminates
  - Various options (see textbook)

```
void fork11() {
    pid_t pid[N];
    int i;
    int child_status;

    for (i = 0; i < N; i++)
        if ((pid[i] = fork()) == 0)
            exit(100+i); /* Child */
    for (i = N-1; i >= 0; i--) {
        pid_t wpid = waitpid(pid[i], &child_status, 0);
        if (WIFEXITED(child_status))
            printf("Child %d terminated with exit status %d\n",
                wpid, WEXITSTATUS(child_status));
        else
            printf("Child %d terminate abnormally\n", wpid);
    }
}
```

*forks.c*

# execve: Loading and Running Programs

Executes “/bin/ls -lt /usr/include” in child process using current environment:

```
char *myargv[] = {"/bin/ls", "-lt", "/usr/include"};
char *environ[] = {"USER=droh", "PWD="/usr/droh"};

if ((pid = Fork()) == 0) {    /* Child runs program */
    if (execve(myargv[0], myargv, environ) < 0) {
        printf("%s: Command not found.\n", myargv[0]);
        exit(1);
    }
}
```

# `execve`: Loading and Running Programs

- `int execve(char *filename, char *argv[], char *envp[])`

# `execve`: Loading and Running Programs

- `int execve(char *filename, char *argv[], char *envp[])`
- Loads and runs in the current process:
  - Executable file `filename`
  - Argument list `argv`
    - By convention `argv[0]==filename`
  - Environment variable list `envp`
    - “name=value” strings (e.g., `USER=droh`)

# `execve`: Loading and Running Programs

- `int execve(char *filename, char *argv[], char *envp[])`
- Loads and runs in the current process:
  - Executable file `filename`
  - Argument list `argv`
    - By convention `argv[0]==filename`
  - Environment variable list `envp`
    - “name=value” strings (e.g., `USER=droh`)
- Overwrites code, data, and stack
  - Retains PID, open files and signal context

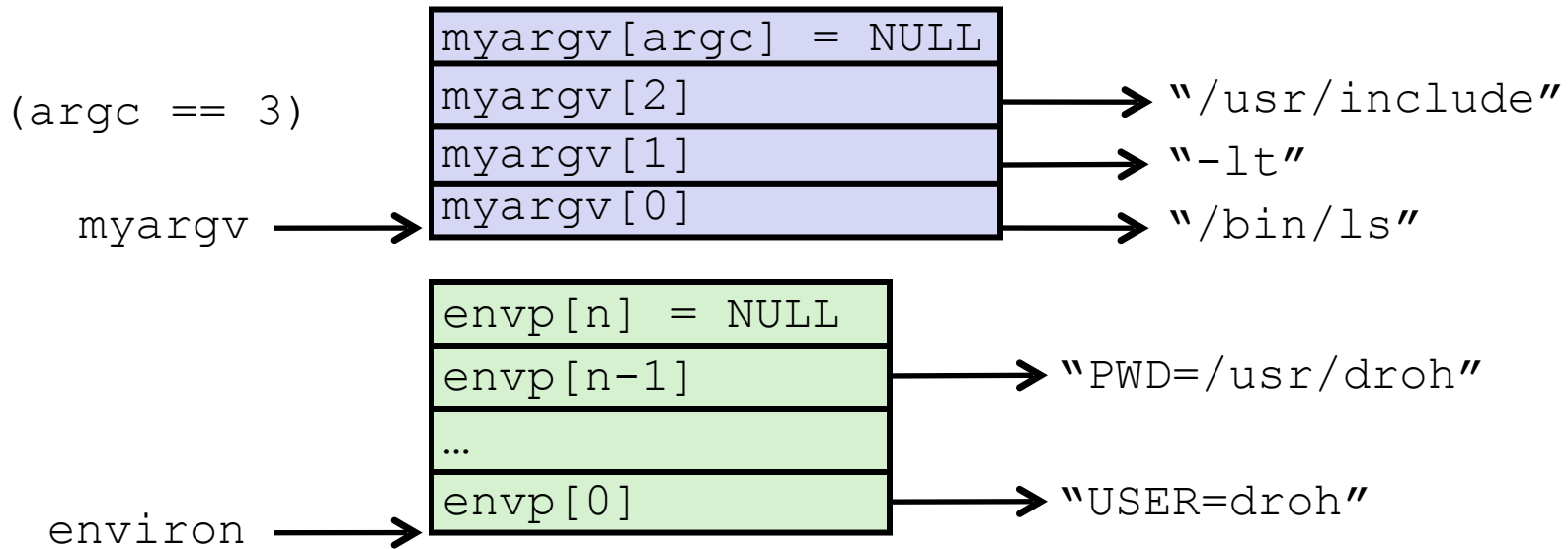


# execve: Loading and Running Programs

- `int execve(char *filename, char *argv[], char *envp[])`
- Loads and runs in the current process:
  - Executable file `filename`
  - Argument list `argv`
    - By convention `argv[0]==filename`
  - Environment variable list `envp`
    - “name=value” strings (e.g., `USER=droh`)
- Overwrites code, data, and stack
  - Retains PID, open files and signal context
- Called **once** and **never** returns
  - ...except if there is an error

# execve Example

Executes `"/bin/ls -lt /usr/include"` in child process using current environment:



```
if ((pid = Fork()) == 0) { /* Child runs program */
    if (execve(myargv[0], myargv, environ) < 0) {
        printf("%s: Command not found.\n", myargv[0]);
        exit(1);
    }
}
```

# Summary

- **Processes**
  - At any given time, system has multiple active processes
  - Only one can execute at a time on a single core, though
  - Each process appears to have total control of processor + private memory space
- **Spawning processes**
  - Call `fork`
  - One call, two returns
- **Process completion**
  - Call `exit`
  - One call, no return
- **Reaping and waiting for processes**
  - Call `wait` or `waitpid`
- **Loading and running programs**
  - Call `execve` (or variant)
  - One call, (normally) no return

# Today

- Process Control
- Signals: The Way to Communicate with Processes

# Signals

- A **signal** is a small message that notifies a process that an event of some type has occurred in the system
  - Sent from the **OS kernel**
  - Could be requested by another process, by user, or automatically by the kernel
  - Signal type is identified by small integer ID's (1-30)

# Signals

- A **signal** is a small message that notifies a process that an event of some type has occurred in the system
  - Sent from the **OS kernel**
  - Could be requested by another process, by user, or automatically by the kernel
  - Signal type is identified by small integer ID's (1-30)

<i><b>ID</b></i>	<i><b>Name</b></i>	<i><b>Default Action</b></i>	<i><b>Corresponding Event</b></i>
2	SIGINT	Terminate	User typed ctrl-c
9	SIGKILL	Terminate	Kill program (cannot override or ignore)
11	SIGSEGV	Terminate	Segmentation violation
14	SIGALRM	Terminate	Timer signal
17	SIGCHLD	Ignore	Child stopped or terminated

# Signal Concepts: Sending a Signal

- Kernel **sends** (delivers) a signal to a **destination process** by updating some state in the context of the destination process
- Kernel sends a signal for one of the following reasons:

# Signal Concepts: Sending a Signal

- Kernel **sends** (delivers) a signal to a **destination process** by updating some state in the context of the destination process
- Kernel sends a signal for one of the following reasons:
  - Kernel has detected a system event such as:



# Signal Concepts: Sending a Signal

- Kernel **sends** (delivers) a signal to a **destination process** by updating some state in the context of the destination process
- Kernel sends a signal for one of the following reasons:
  - Kernel has detected a system event such as:
    - Exception: divide-by-zero (SIGFPE)

# Signal Concepts: Sending a Signal

- Kernel **sends** (delivers) a signal to a **destination process** by updating some state in the context of the destination process
- Kernel sends a signal for one of the following reasons:
  - Kernel has detected a system event such as:
    - Exception: divide-by-zero (SIGFPE)
    - Interrupt: user pressing Ctrl + C (SIGINT)

# Signal Concepts: Sending a Signal

- Kernel **sends** (delivers) a signal to a **destination process** by updating some state in the context of the destination process
- Kernel sends a signal for one of the following reasons:
  - Kernel has detected a system event such as:
    - Exception: divide-by-zero (SIGFPE)
    - Interrupt: user pressing Ctrl + C (SIGINT)
    - The termination of a child process (SIGCHLD)

# Signal Concepts: Sending a Signal

- Kernel **sends** (delivers) a signal to a **destination process** by updating some state in the context of the destination process
- Kernel sends a signal for one of the following reasons:
  - Kernel has detected a system event such as:
    - Exception: divide-by-zero (SIGFPE)
    - Interrupt: user pressing Ctrl + C (SIGINT)
    - The termination of a child process (SIGCHLD)
  - Another process has invoked the `kill` system call to explicitly request the kernel to send a signal to the destination process.

# Signal Concepts: Sending a Signal

- Kernel **sends** (delivers) a signal to a **destination process** by updating some state in the context of the destination process
- Kernel sends a signal for one of the following reasons:
  - Kernel has detected a system event such as:
    - Exception: divide-by-zero (SIGFPE)
    - Interrupt: user pressing Ctrl + C (SIGINT)
    - The termination of a child process (SIGCHLD)
  - Another process has invoked the `kill` system call to explicitly request the kernel to send a signal to the destination process.
    - Note: `kill` doesn't mean you are going to kill the target process. It is just a system call that allows you to send signals. Of course the signal you send could be SIGKILL.

# Signal Concepts: Receiving a Signal

- A destination process **receives** a signal when it is forced by the kernel to react in some way to the delivery of the signal
- Some possible ways to react:

# Signal Concepts: Receiving a Signal

- A destination process **receives** a signal when it is forced by the kernel to react in some way to the delivery of the signal
- Some possible ways to react:
  - **Ignore** the signal (do nothing)

# Signal Concepts: Receiving a Signal

- A destination process **receives** a signal when it is forced by the kernel to react in some way to the delivery of the signal
- Some possible ways to react:
  - **Ignore** the signal (do nothing)
  - **Terminate** the process



# Signal Concepts: Receiving a Signal

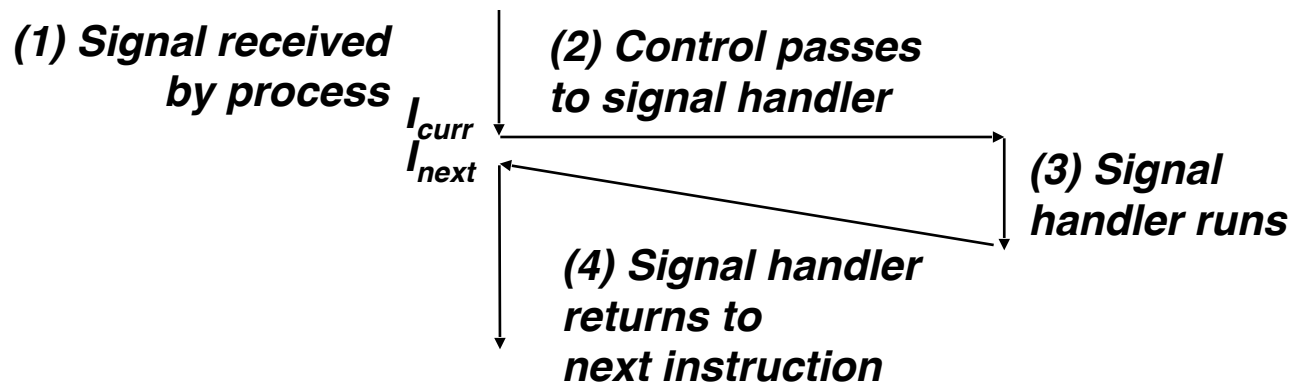
- A destination process **receives** a signal when it is forced by the kernel to react in some way to the delivery of the signal
- Some possible ways to react:
  - **Ignore** the signal (do nothing)
  - **Terminate** the process
  - **Catch** the signal by executing a user-level function called **signal handler**

# Signal Concepts: Receiving a Signal

- A destination process **receives** a signal when it is forced by the kernel to react in some way to the delivery of the signal
- Some possible ways to react:
  - **Ignore** the signal (do nothing)
  - **Terminate** the process
  - **Catch** the signal by executing a user-level function called **signal handler**
    - Similar to a hardware exception handler being called in response to an asynchronous interrupt:

# Signal Concepts: Receiving a Signal

- A destination process **receives** a signal when it is forced by the kernel to react in some way to the delivery of the signal
- Some possible ways to react:
  - **Ignore** the signal (do nothing)
  - **Terminate** the process
  - **Catch** the signal by executing a user-level function called **signal handler**
    - Similar to a hardware exception handler being called in response to an asynchronous interrupt:



# Sending Signals with `/bin/kill` Program

- `/bin/kill` program sends arbitrary signal to a process
- Examples
  - `/bin/kill -9 24818`  
Send SIGKILL to process 24818
  - `/bin/kill` itself doesn't kill the process. 9 is the ID for the SIGKILL signal, which terminates the process

```
linux> ./forks 16
Child1: pid=24818 pgrp=24817
Child2: pid=24819 pgrp=24817
```

```
linux> ps
  PID TTY          TIME CMD
 24788 pts/2        00:00:00 tcsh
 24818 pts/2        00:00:02 forks
 24819 pts/2        00:00:02 forks
 24820 pts/2        00:00:00 ps
```

# Sending Signals with `/bin/kill` Program

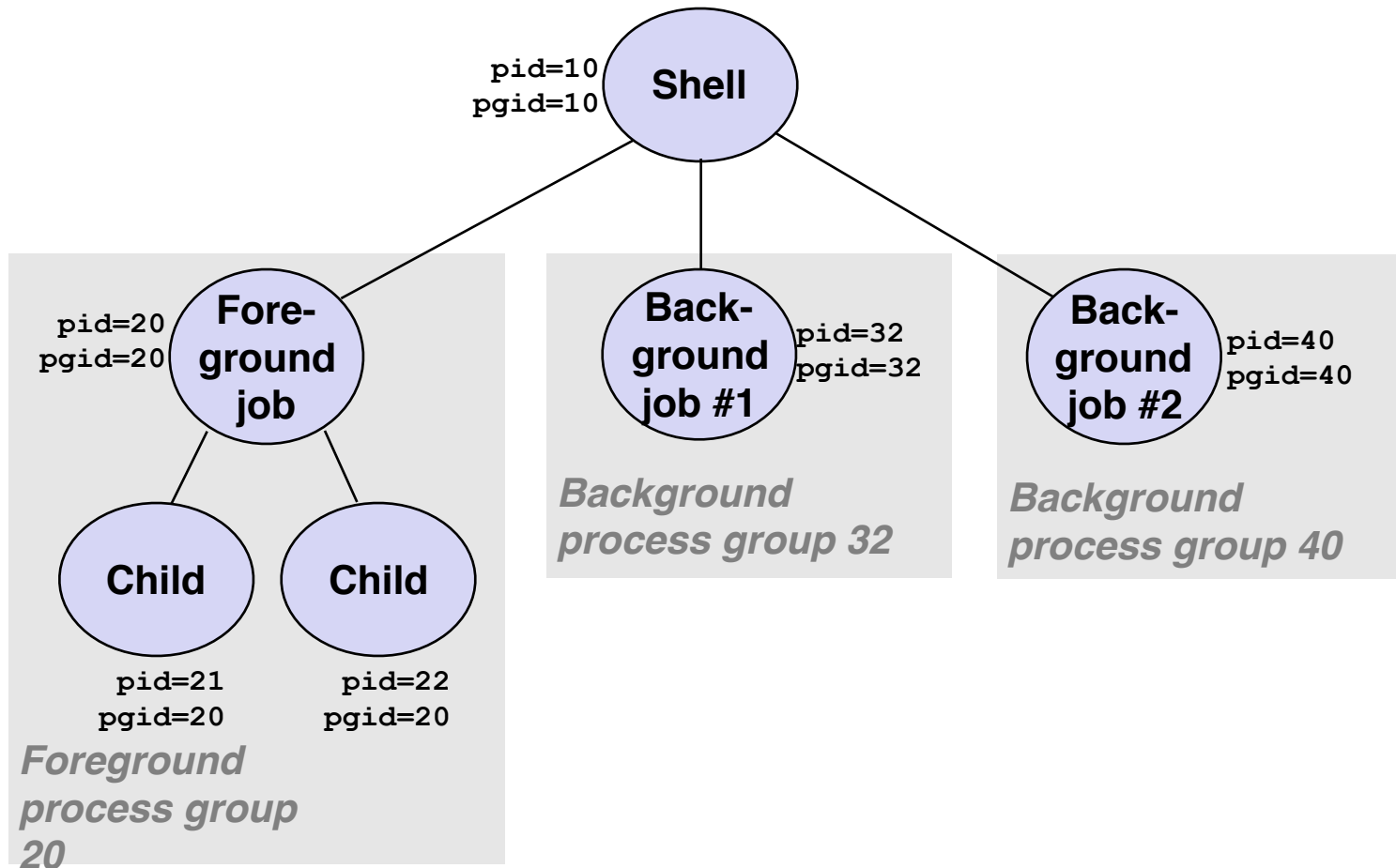
- `/bin/kill` program sends arbitrary signal to a process
- Examples
  - `/bin/kill -9 24818`  
Send SIGKILL to process 24818
  - `/bin/kill` itself doesn't kill the process. 9 is the ID for the SIGKILL signal, which terminates the process

```
linux> ./forks 16
Child1: pid=24818 pgrp=24817
Child2: pid=24819 pgrp=24817
```

```
linux> ps
  PID TTY          TIME CMD
24788 pts/2    00:00:00 tcsh
24818 pts/2    00:00:02 forks
24819 pts/2    00:00:02 forks
24820 pts/2    00:00:00 ps
```

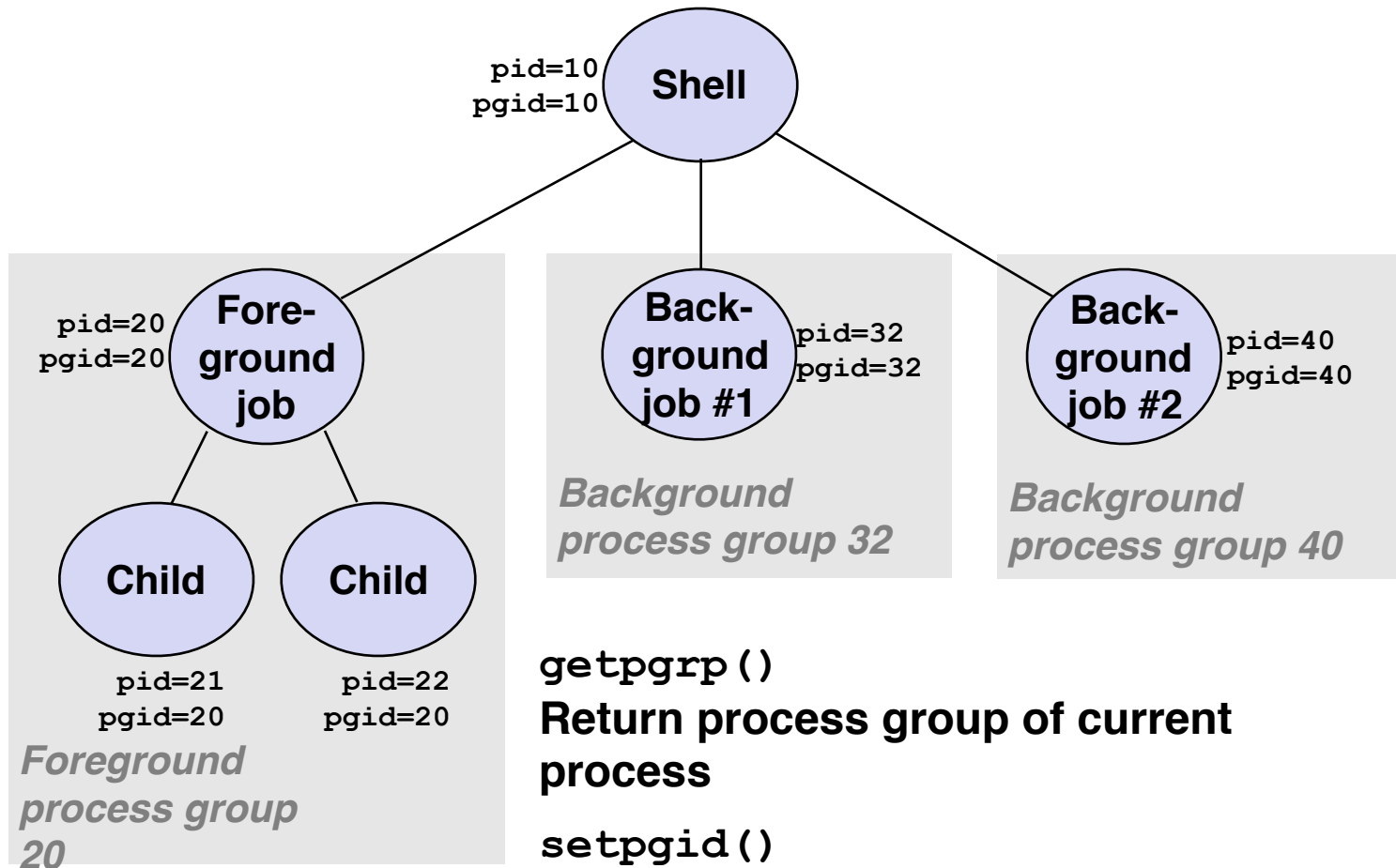
# Process Groups

- Every process belongs to exactly one process group



# Process Groups

- Every process belongs to exactly one process group



`getpgrp()`

**Return process group of current process**

`setpgid()`

**Change process group of a process**

# Sending Signals with `/bin/kill` Program

- `/bin/kill` program sends arbitrary signal to a process or process group
- Examples
  - `/bin/kill -9 -24817`  
Send SIGKILL to every process in process group 24817

```
linux> ./forks 16
Child1: pid=24818 pgrp=24817
Child2: pid=24819 pgrp=24817

linux> ps
  PID TTY          TIME CMD
 24788 pts/2        00:00:00 tcsh
 24818 pts/2        00:00:02 forks
 24819 pts/2        00:00:02 forks
 24820 pts/2        00:00:00 ps
linux> /bin/kill -9 -24817
linux> ps
  PID TTY          TIME CMD
 24788 pts/2        00:00:00 tcsh
 24823 pts/2        00:00:00 ps
linux>
```



# Sending Signals with `/bin/kill` Program

- `/bin/kill` program sends arbitrary signal to a process or process group
- Examples
  - `/bin/kill -9 -24817`  
Send SIGKILL to every process in process group 24817

```
linux> ./forks 16
Child1: pid=24818 pgrp=24817
Child2: pid=24819 pgrp=24817

linux> ps
  PID TTY          TIME CMD
24788 pts/2        00:00:00 tcsh
24818 pts/2        00:00:02 forks
24819 pts/2        00:00:02 forks
24820 pts/2        00:00:00 ps
linux> /bin/kill -9 -24817
linux> ps
  PID TTY          TIME CMD
24788 pts/2        00:00:00 tcsh
24823 pts/2        00:00:00 ps
linux>
```

# Sending Signals from the Keyboard

- Typing ctrl-c causes the kernel to send a SIGINT to every process in the foreground process group.
  - SIGINT – default action is to terminate each process
- Typing ctrl-z causes the kernel to send a SIGTSTP to every job in the foreground process group.
  - SIGTSTP – default action is to stop (suspend) each process

# Example of `ctrl-c` and `ctrl-z`

```
bluefish> ./forks 17
Child: pid=28108 pgrp=28107
Parent: pid=28107 pgrp=28107

<types ctrl-z>
Suspended
bluefish> ps w
  PID TTY          STAT       TIME COMMAND
 27699 pts/8        Ss          0:00 -tcsh
 28107 pts/8        T           0:01 ./forks 17
 28108 pts/8        T           0:01 ./forks 17
 28109 pts/8        R+          0:00 ps w

bluefish> fg
./forks 17
<types ctrl-c>
bluefish> ps w
  PID TTY          STAT       TIME COMMAND
 27699 pts/8        Ss          0:00 -tcsh
 28110 pts/8        R+          0:00 ps w
```

**STAT (process state)**

**Legend:**

***First letter:***

**S:** sleeping

**T:** stopped

**R:** running

***Second letter:***

**s:** session leader

**+:** foreground proc group

**See “man ps” for more details**

# Sending Signals with `kill` Function

```
void forks12()
{
    pid_t pid[N];
    int i;
    int child_status;

    for (i = 0; i < N; i++)
        if ((pid[i] = fork()) == 0) {
            /* Child: Infinite Loop */
            while(1)
                ;
        }

    for (i = 0; i < N; i++) {
        printf("Killing process %d\n", pid[i]);
        kill(pid[i], SIGINT);
    }

    for (i = 0; i < N; i++) {
        pid_t wpid = wait(&child_status);
        if (WIFEXITED(child_status))
            printf("Child %d terminated with exit status %d\n",
                wpid, WEXITSTATUS(child_status));
        else
            printf("Child %d terminated abnormally\n", wpid);
    }
}
```

*forks.c*