

CSC 252: Computer Organization

Spring 2021: Lecture 9

Instructor: Yuhao Zhu

Department of Computer Science
University of Rochester

Announcement

- Programming Assignment 2 is out
 - Details: <https://www.cs.rochester.edu/courses/252/spring2021/labs/assignment2.html>
 - Due on **March 5**, 11:59 PM (extended two days)
 - You (may still) have 3 slip days

14	15	16	17	18	19	20
21	22	23	24	25	26	27
28	Mar 1	2 Today	3	4	5 Due	6

Announcement

- Programming assignment 2 is in x86 assembly language.
- Read the instructions before getting started!!!
 - You get 1/4 point off for every wrong answer
 - Maxed out at 10
- TAs are best positioned to answer your questions about programming assignments!!!
- Programming assignments do NOT repeat the lecture materials. They ask you to synthesize what you have learned from the lectures and work out something new.
- Problem set on arithmetics: <https://www.cs.rochester.edu/courses/252/spring2021/handouts.html>.
 - Not to be turned in.

Managing Function Local Variables

- Two ways: registers and memory (stack)
- Registers are faster, but limited. Memory is slower, but large. Smart compilers will optimize the usage.

```
long incr(long *p, long val) {  
    long x = *p;  
    long y = x + val;  
    *p = y;  
    return x;  
}
```

Register Saving Conventions

Register Saving Conventions

- Any issue with using registers for temporary storage?

Caller

```
yoo:  
...  
movq $15213, %rdx  
call who  
addq %rdx, %rax  
...  
ret
```

Callee

```
who:  
...  
subq $18213, %rdx  
...  
ret
```

Register Saving Conventions

- Any issue with using registers for temporary storage?
 - Contents of register `%rdx` overwritten by `who()`

Caller

```
yoo:  
...  
movq $15213, %rdx  
call who  
addq %rdx, %rax  
...  
ret
```

Callee

```
who:  
...  
subq $18213, %rdx  
...  
ret
```

Register Saving Conventions

- Any issue with using registers for temporary storage?
 - Contents of register `%rdx` overwritten by `who()`
 - This could be trouble → Need some coordination

Caller

```
yoo:  
...  
movq $15213, %rdx  
call who  
addq %rdx, %rax  
...  
ret
```

Callee

```
who:  
...  
subq $18213, %rdx  
...  
ret
```


Register Saving Conventions

- Common conventions

- “*Caller Saved*”

- Caller saves temporary values in its frame (on the stack) before the call
 - Callee is then free to modify their values

- “*Callee Saved*”

- Callee saves temporary values in its frame before using
 - Callee restores them before returning to caller
 - Caller can safely assume that register values won't change after the function call

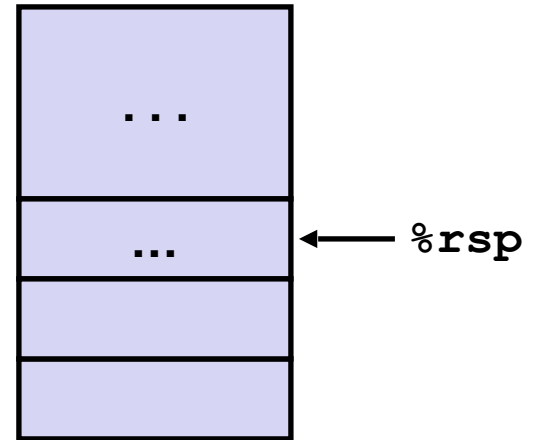
Register Saving Conventions

- Conventions used in x86-64 (*Part of the Calling Conventions*)
 - Some registers are saved by caller, some are by callee.
 - Caller saved: `%rdi, %rsi, %rdx, %rcx, %r8, %r9, %r10, %r11`
 - Callee saved: `%rbx, %rbp, %r12, %r13, %r14, %r15`
 - `%rax` holds return value, so implicitly caller saved
 - `%rsp` is the stack pointer, so implicitly callee saved

Example

```
long call_incr2(long x) {  
    long v1 = 15213;  
    long v2 = incr(&v1, 3000);  
    return x+v2;  
}
```

Stack

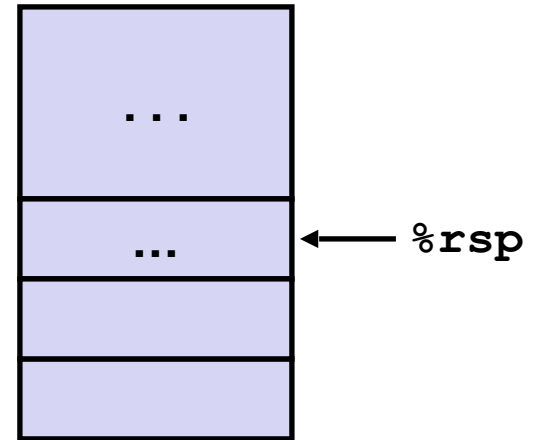


Example

```
long call_incr2(long x) {  
    long v1 = 15213;  
    long v2 = incr(&v1, 3000);  
    return x+v2;  
}
```

```
call_incr2:  
    pushq    %rbx  
    pushq    $15213  
    movq     %rdi, %rbx  
    movl     $3000, %esi  
    leaq    (%rsp), %rdi  
    call    incr  
    addq     %rbx, %rax  
    addq     $8, %rsp  
    popq     %rbx  
    ret
```

Stack

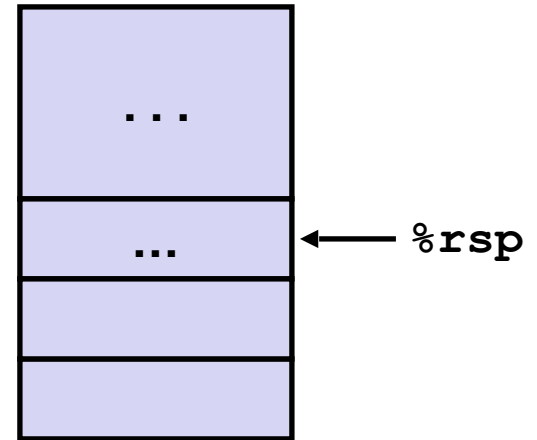


Example

```
long call_incr2(long x) {  
    long v1 = 15213;  
    long v2 = incr(&v1, 3000);  
    return x+v2;  
}
```

```
call_incr2:  
    pushq    %rbx          ←  
    pushq    $15213  
    movq     %rdi, %rbx  
    movl     $3000, %esi  
    leaq    (%rsp), %rdi  
    call    incr  
    addq     %rbx, %rax  
    addq     $8, %rsp  
    popq     %rbx          ←  
    ret
```

Stack

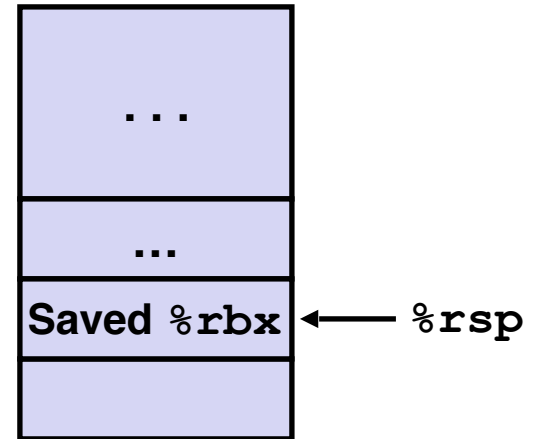


Example

```
long call_incr2(long x) {  
    long v1 = 15213;  
    long v2 = incr(&v1, 3000);  
    return x+v2;  
}
```

```
call_incr2:  
    pushq    %rbx          ←  
    pushq    $15213  
    movq     %rdi, %rbx  
    movl     $3000, %esi  
    leaq    (%rsp), %rdi  
    call    incr  
    addq     %rbx, %rax  
    addq     $8, %rsp  
    popq    %rbx          ←  
    ret
```

Stack

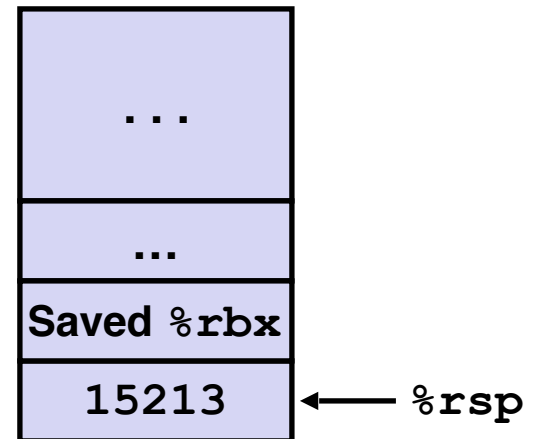


Example

```
long call_incr2(long x) {  
    long v1 = 15213;  
    long v2 = incr(&v1, 3000);  
    return x+v2;  
}
```

```
call_incr2:  
    pushq    %rbx          ←  
    pushq    $15213  
    movq     %rdi, %rbx  
    movl     $3000, %esi  
    leaq    (%rsp), %rdi  
    call    incr  
    addq     %rbx, %rax  
    addq     $8, %rsp  
    popq    %rbx          ←  
    ret
```

Stack

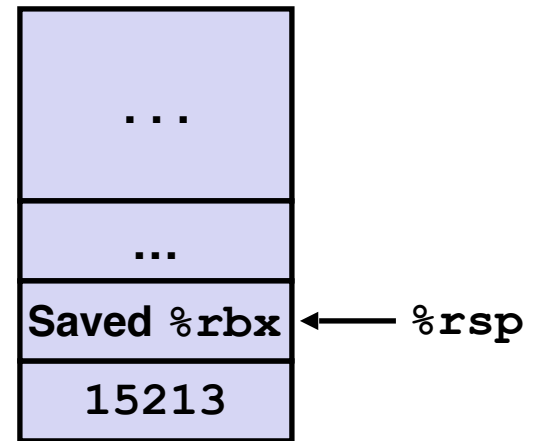


Example

```
long call_incr2(long x) {  
    long v1 = 15213;  
    long v2 = incr(&v1, 3000);  
    return x+v2;  
}
```

```
call_incr2:  
    pushq    %rbx          ←  
    pushq    $15213  
    movq     %rdi, %rbx  
    movl     $3000, %esi  
    leaq    (%rsp), %rdi  
    call    incr  
    addq     %rbx, %rax  
    addq     $8, %rsp  
    popq     %rbx          ←  
    ret
```

Stack

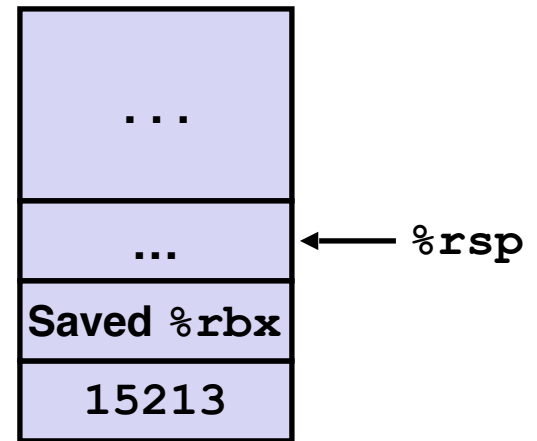


Example

```
long call_incr2(long x) {  
    long v1 = 15213;  
    long v2 = incr(&v1, 3000);  
    return x+v2;  
}
```

```
call_incr2:  
    pushq    %rbx          ←  
    pushq    $15213  
    movq     %rdi, %rbx  
    movl    $3000, %esi  
    leaq    (%rsp), %rdi  
    call    incr  
    addq    %rbx, %rax  
    addq    $8, %rsp  
    popq    %rbx          ←  
    ret
```

Stack

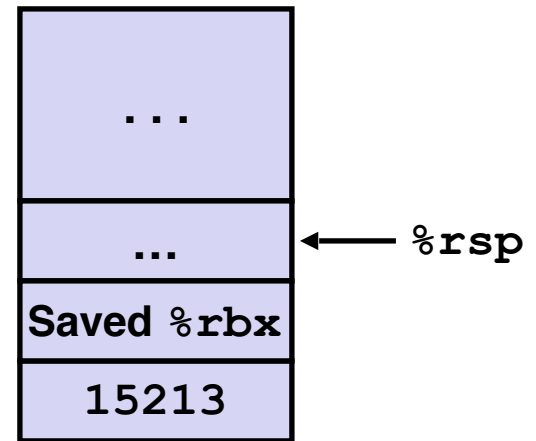


Example

```
long call_incr2(long x) {  
    long v1 = 15213;  
    long v2 = incr(&v1, 3000);  
    return x+v2;  
}
```

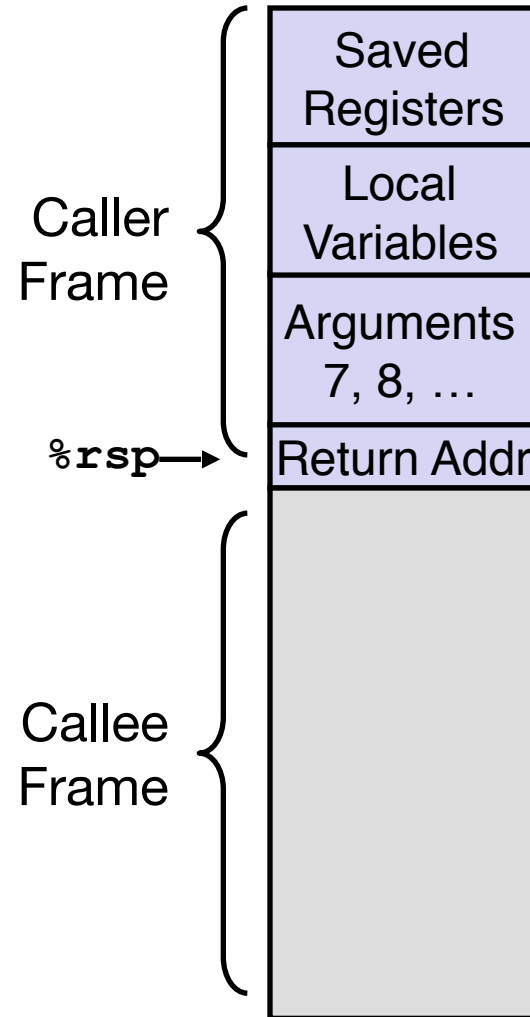
```
call_incr2:  
    pushq    %rbx          ←  
    pushq    $15213  
    movq    %rdi, %rbx  
    movl    $3000, %esi  
    leaq    (%rsp), %rdi  
    call    incr  
    addq    %rbx, %rax  
    addq    $8, %rsp  
    popq    %rbx          ←  
    ret
```

Stack



- `call_incr2` needs to save `%rbx` (callee-saved) because it will modify its value
- It can safely use `%rbx` after `call incr` because `incr` will have to save `%rbx` if it needs to use it (again, `%rbx` is callee saved)

Stack Frame: Putting It Together



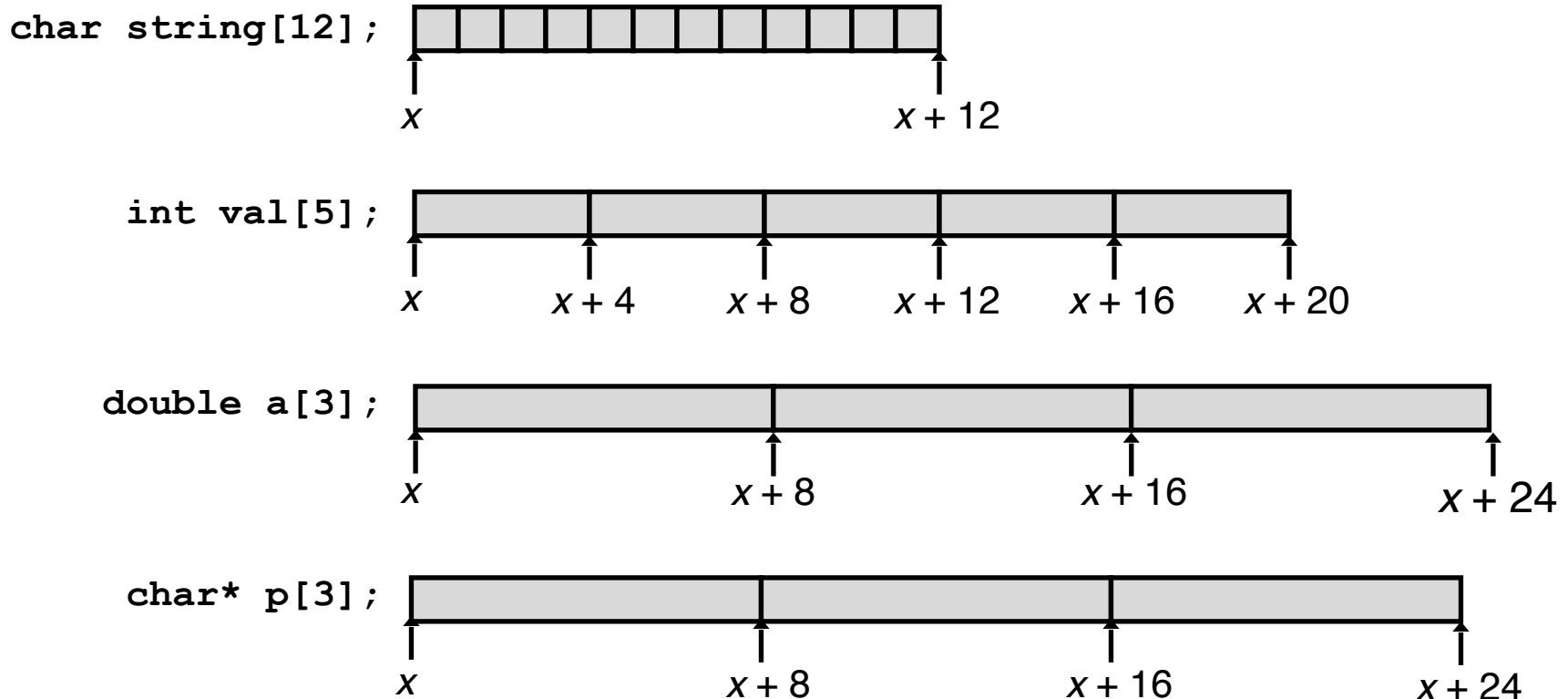
Today: Data Structures and Buffer Overflow

- Arrays
 - One-dimensional
 - Multi-dimensional (nested)
- Structures
 - Allocation
 - Access
 - Alignment
- Buffer Overflow

Array Allocation: Basic Principle

T **A**[L];

- Array of data type T and length L
- Contiguously allocated region of $L * \text{sizeof}(T)$ bytes in memory



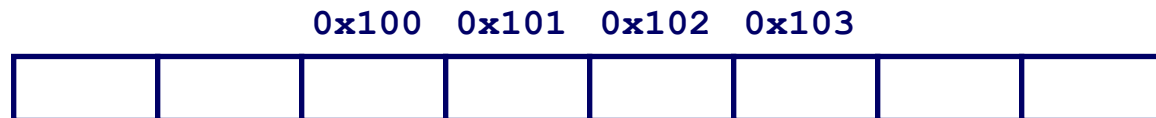
Byte Ordering

Byte Ordering

- How are the bytes of a multi-byte variable ordered in memory?

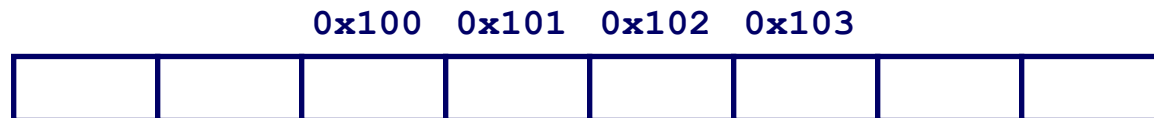
Byte Ordering

- How are the bytes of a multi-byte variable ordered in memory?
- Example
 - Variable x has 4-byte value of 0x01234567
 - Address given by &x is 0x100



Byte Ordering

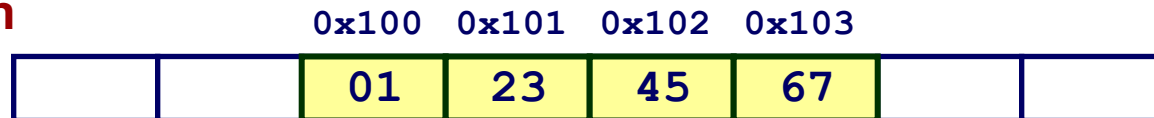
- How are the bytes of a multi-byte variable ordered in memory?
- Example
 - Variable x has 4-byte value of 0x01234567
 - Address given by &x is 0x100
- Conventions
 - **Big Endian**: Sun, PPC Mac, IBM z, Internet
 - Most significant byte has lowest address (**MSB first**)
 - **Little Endian**: x86, ARM
 - Least significant byte has lowest address (**LSB first**)



Byte Ordering

- How are the bytes of a multi-byte variable ordered in memory?
- Example
 - Variable x has 4-byte value of 0x01234567
 - Address given by &x is 0x100
- Conventions
 - **Big Endian**: Sun, PPC Mac, IBM z, Internet
 - Most significant byte has lowest address (**MSB first**)
 - **Little Endian**: x86, ARM
 - Least significant byte has lowest address (**LSB first**)

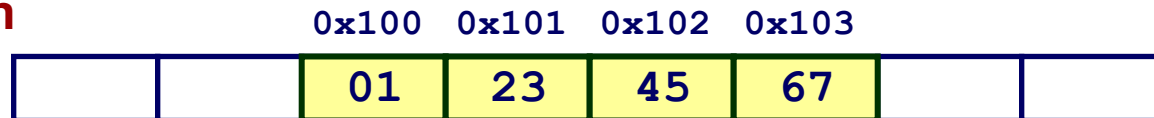
Big Endian



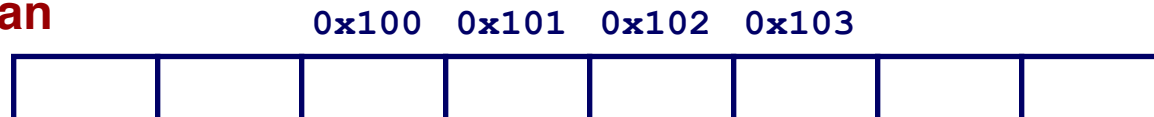
Byte Ordering

- How are the bytes of a multi-byte variable ordered in memory?
- Example
 - Variable x has 4-byte value of 0x01234567
 - Address given by &x is 0x100
- Conventions
 - **Big Endian**: Sun, PPC Mac, IBM z, Internet
 - Most significant byte has lowest address (**MSB first**)
 - **Little Endian**: x86, ARM
 - Least significant byte has lowest address (**LSB first**)

Big Endian



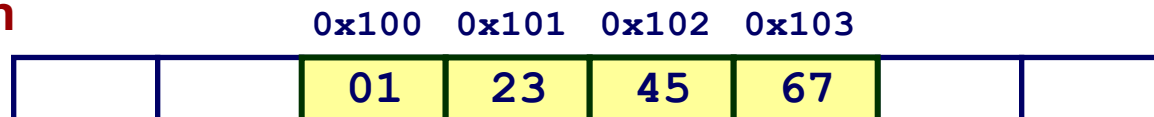
Little Endian



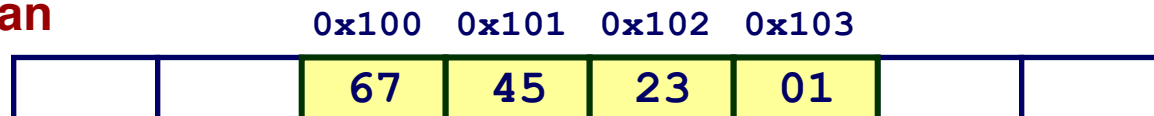
Byte Ordering

- How are the bytes of a multi-byte variable ordered in memory?
- Example
 - Variable x has 4-byte value of 0x01234567
 - Address given by &x is 0x100
- Conventions
 - **Big Endian**: Sun, PPC Mac, IBM z, Internet
 - Most significant byte has lowest address (**MSB first**)
 - **Little Endian**: x86, ARM
 - Least significant byte has lowest address (**LSB first**)

Big Endian



Little Endian



Representing Integers

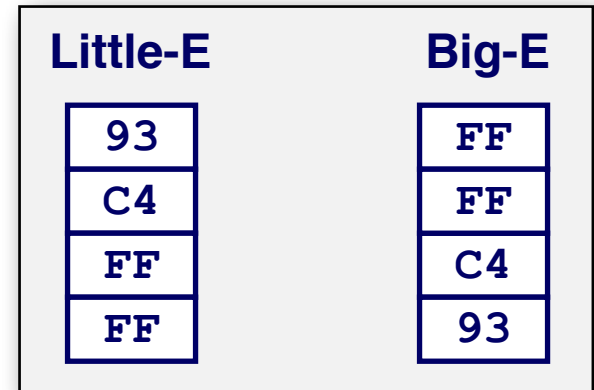
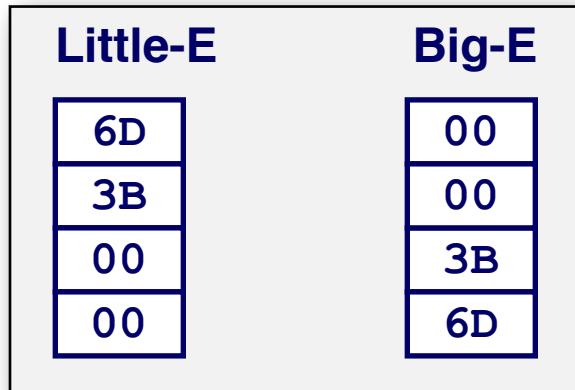
Hex: 00003B6D

Hex: FFFFC493

`int A = 15213;`

`int B = -15213;`

Address Increase



Representing Integers

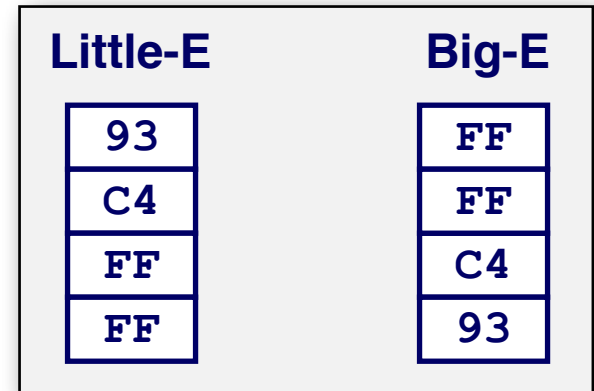
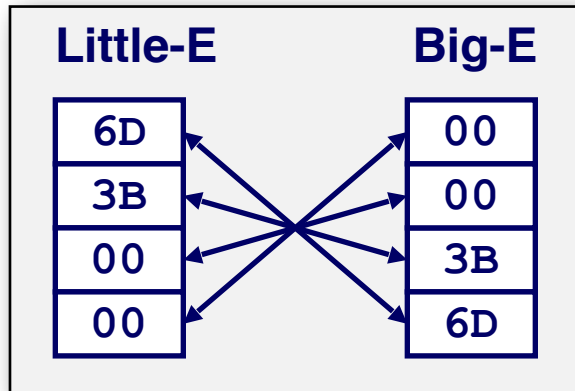
Hex: 00003B6D

Hex: FFFFC493

`int A = 15213;`

`int B = -15213;`

Address Increase
↓



Representing Integers

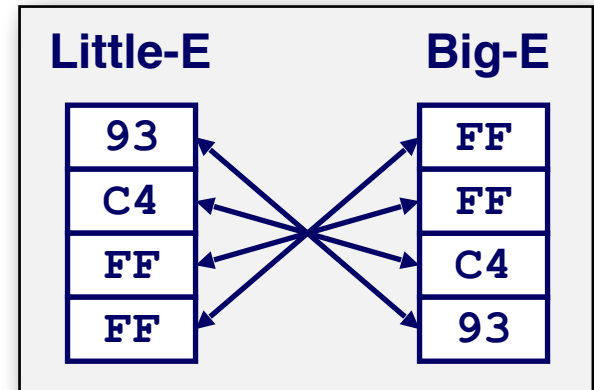
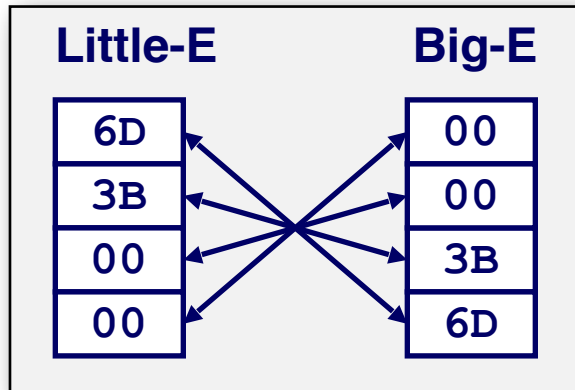
Hex: 00003B6D

Hex: FFFFC493

`int A = 15213;`

`int B = -15213;`

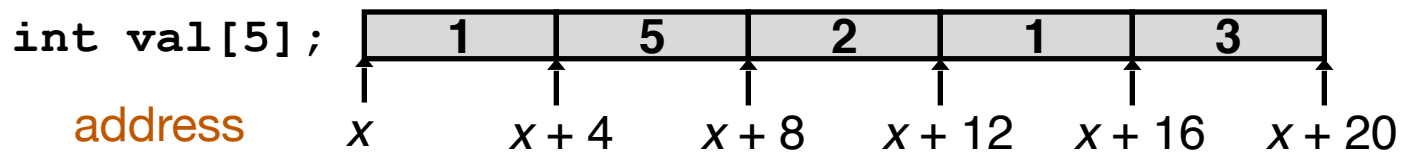
Address Increase
↓



Array Access: Basic Principle

T **A**[L];

- Array of data type T and length L
- Identifier **A** can be used as a pointer to array element 0: Type T^*



Reference	Type	Value
<code>val[4]</code>	<code>int</code>	3
<code>val</code>	<code>int *</code>	x
<code>val+1</code>	<code>int *</code>	$x+4$
<code>val + i</code>	<code>int *</code>	$x+4i$
<code>&val[2]</code>	<code>int *</code>	$x+8$
<code>val[5]</code>	<code>int</code>	??
<code>*(val+1)</code>	<code>int</code>	5

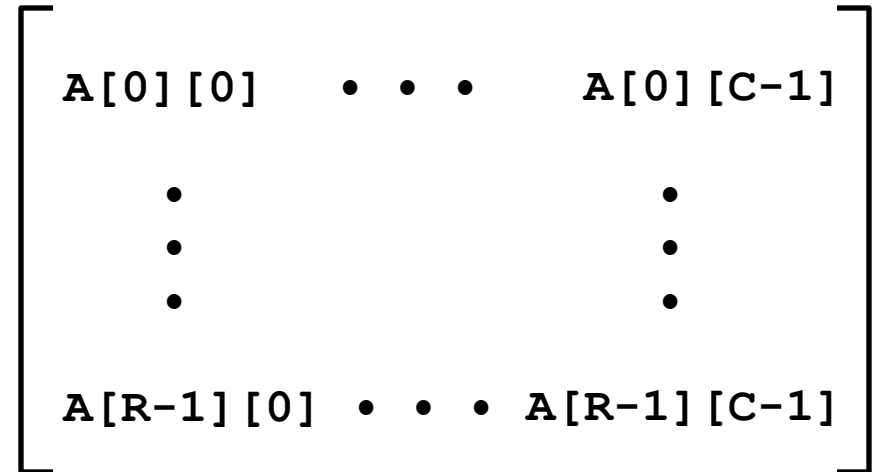
Multidimensional (Nested) Arrays

Multidimensional (Nested) Arrays

- Declaration

$T \mathbf{A}[R][C];$

- 2D array of data type T
- R rows, C columns
- Type T element requires K bytes



Multidimensional (Nested) Arrays

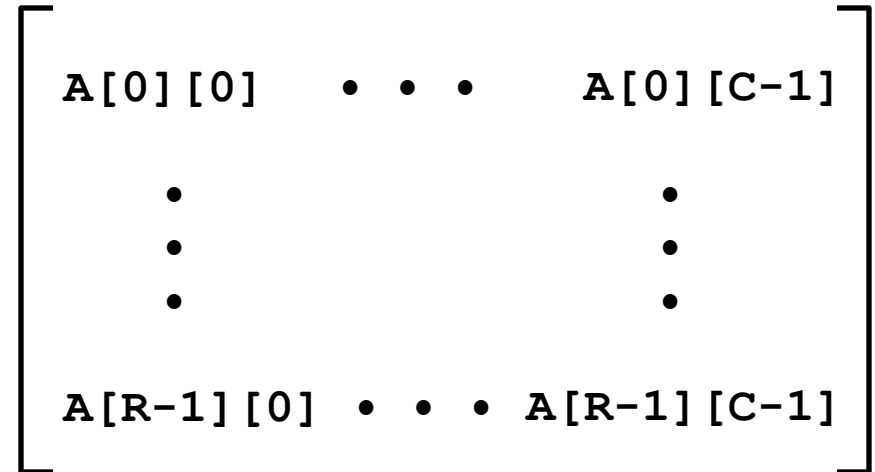
- Declaration

$T \ A[R][C];$

- 2D array of data type T
- R rows, C columns
- Type T element requires K bytes

- Array Size

- $R * C * K$ bytes

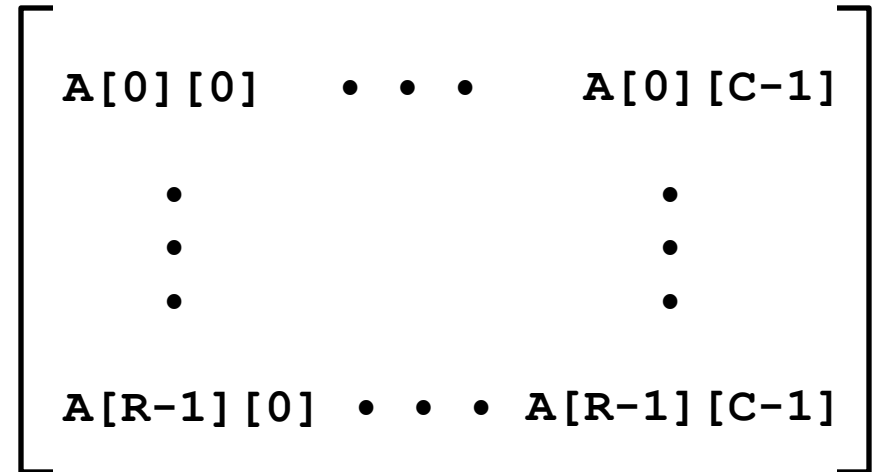


Multidimensional (Nested) Arrays

- Declaration

`T A[R][C];`

- 2D array of data type *T*
- *R* rows, *C* columns
- Type *T* element requires *K* bytes



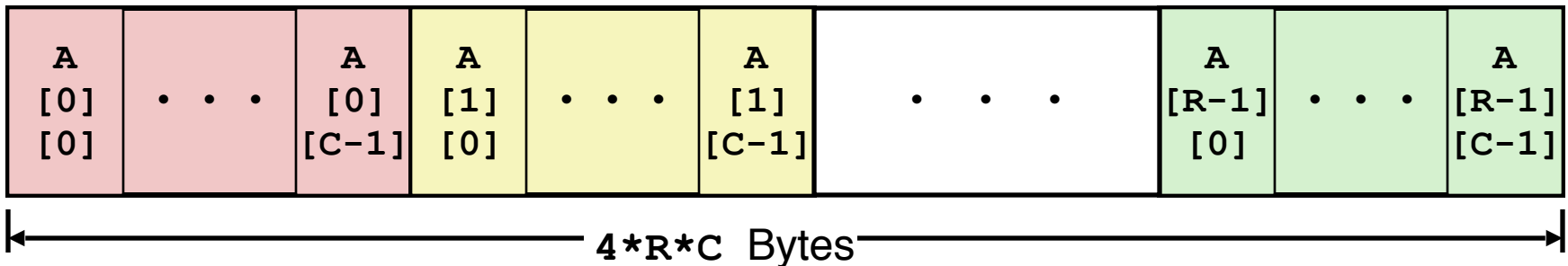
- Array Size

- $R * C * K$ bytes

- Arrangement

- Row-Major Ordering in most languages, including C

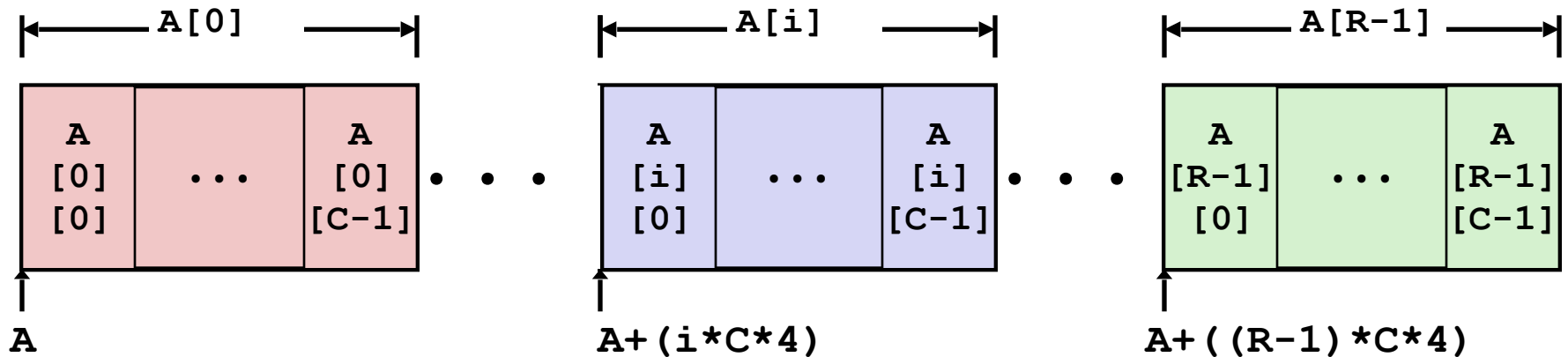
`int A[R][C];`



Nested Array Row Access

- `T A[R][C];`
 - `A[i]` is array of `C` elements
 - Each element of type `T` requires `K` bytes
 - Starting address $A + i * (C * K)$

```
int A[R][C];
```

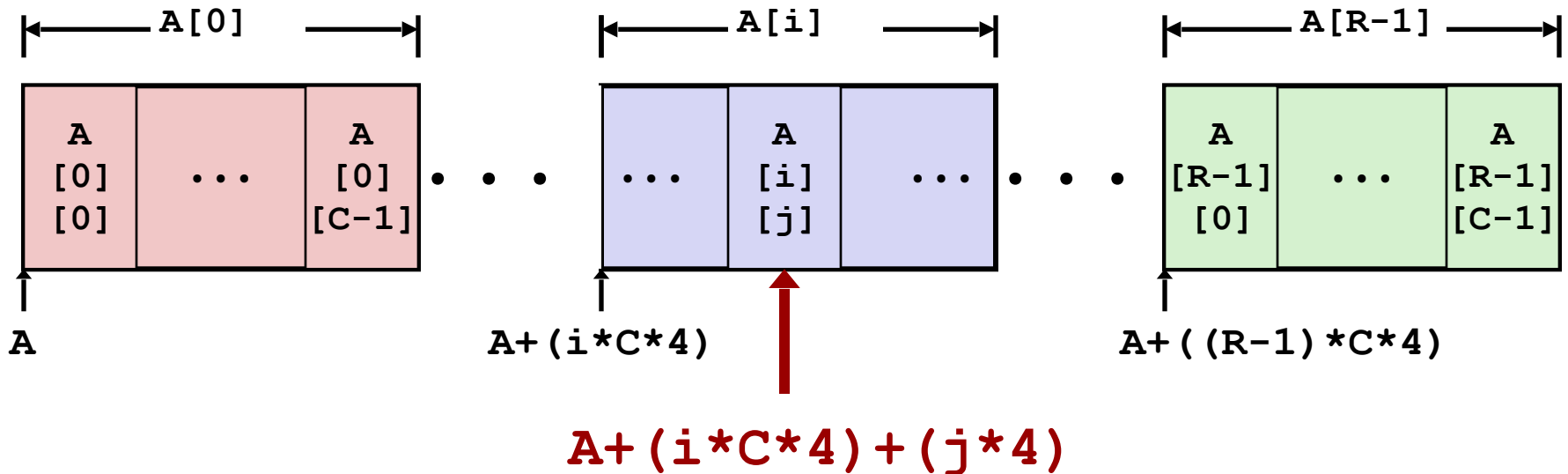


Nested Array Element Access

- Array Elements

- $A[i][j]$ is element of type T , which requires K bytes
- Address $A + i * (C * K) + j * K = A + (i * C + j) * K$

```
int A[R][C];
```

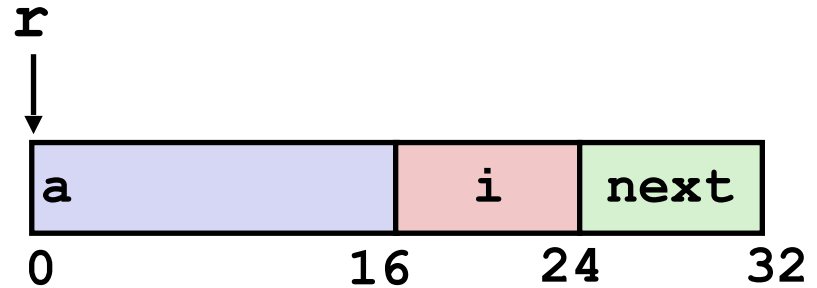


Today: Data Structures and Buffer Overflow

- Arrays
 - One-dimensional
 - Multi-dimensional (nested)
- Structures
 - Allocation
 - Access
 - Alignment
- Buffer Overflow

Structures

```
struct rec {  
    int a[4];  
    double i;  
    struct rec *next;  
};
```

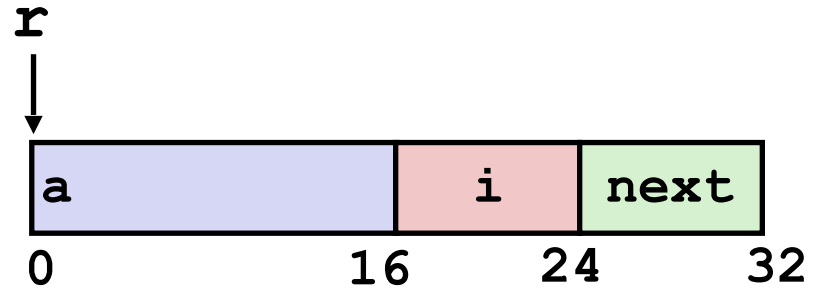


- Characteristics

- Contiguously-allocated region of memory
- Refer to members within struct by names
- Members may be of different types

Access Struct Members

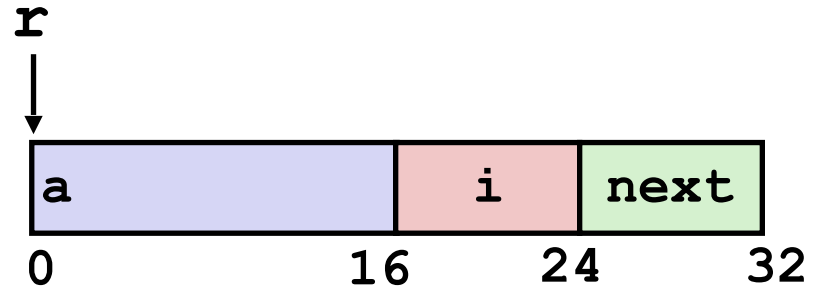
```
struct rec {  
    int a[4];  
    double i;  
    struct rec *next;  
};
```



- Given a struct, we can use the . operator:
 - `struct rec r1; r1.i = val;`

Access Struct Members

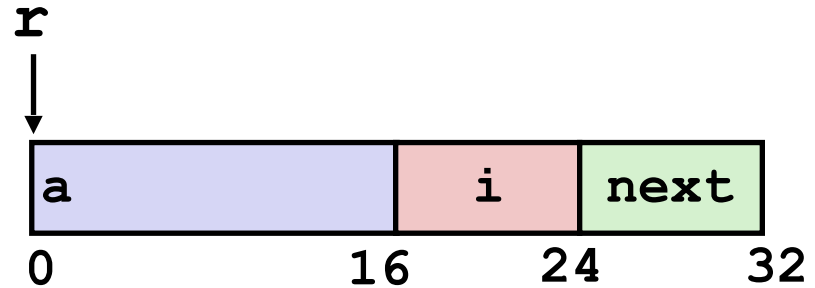
```
struct rec {  
    int a[4];  
    double i;  
    struct rec *next;  
};
```



- Given a struct, we can use the `.` operator:
 - `struct rec r1; r1.i = val;`
- Suppose we have a pointer `r` pointing to `struct res`. How to access `res`'s member using `r`?

Access Struct Members

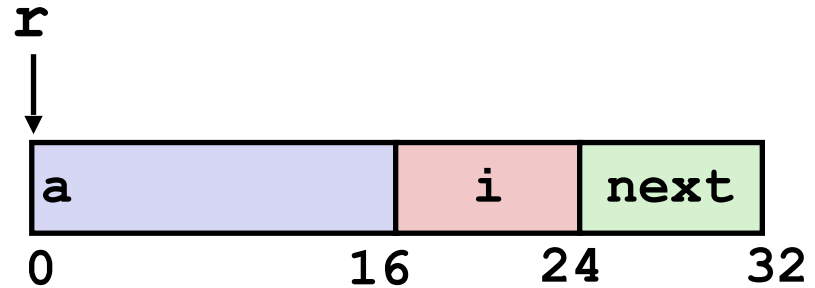
```
struct rec {  
    int a[4];  
    double i;  
    struct rec *next;  
};
```



- Given a struct, we can use the `.` operator:
 - `struct rec r1; r1.i = val;`
- Suppose we have a pointer `r` pointing to `struct res`. How to access `res`'s member using `r`?
 - Using `*` and `.` operators: `(*r).i = val;`

Access Struct Members

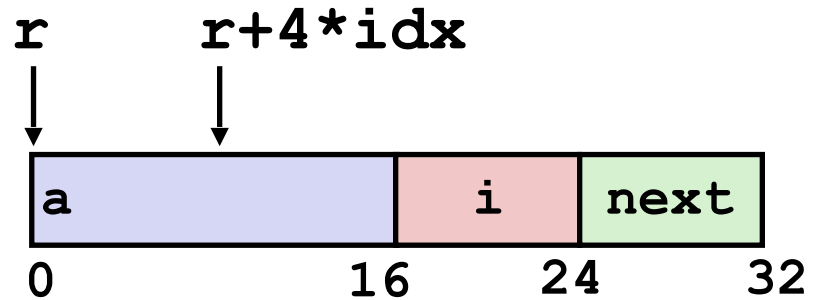
```
struct rec {  
    int a[4];  
    double i;  
    struct rec *next;  
};
```



- Given a struct, we can use the `.` operator:
 - `struct rec r1; r1.i = val;`
- Suppose we have a pointer `r` pointing to `struct res`. How to access `res`'s member using `r`?
 - Using `*` and `.` operators: `(*r).i = val;`
 - Or simply, the `->` operator for short: `r->i = val;`

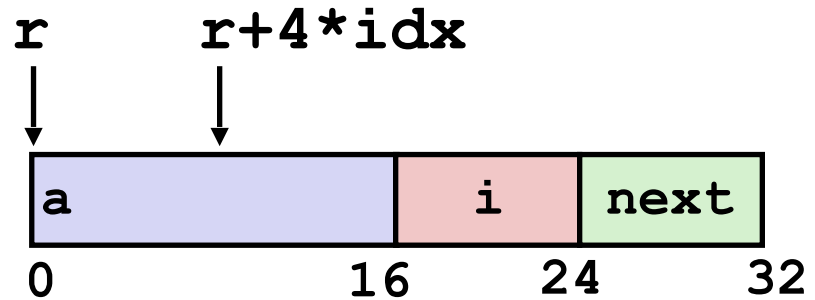
Generating Pointer to Structure Member

```
struct rec {  
    int a[4];  
    double i;  
    struct rec *next;  
};
```



Generating Pointer to Structure Member

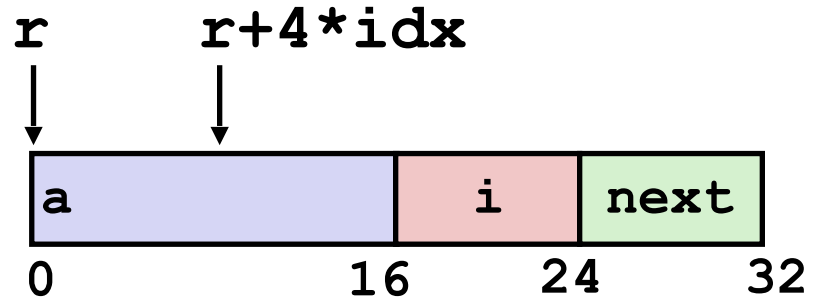
```
struct rec {  
    int a[4];  
    double i;  
    struct rec *next;  
};
```



```
int *get_ap  
    (struct rec *r, size_t idx)  
{  
    return &(r->a[idx]);  
}
```

Generating Pointer to Structure Member

```
struct rec {  
    int a[4];  
    double i;  
    struct rec *next;  
};
```

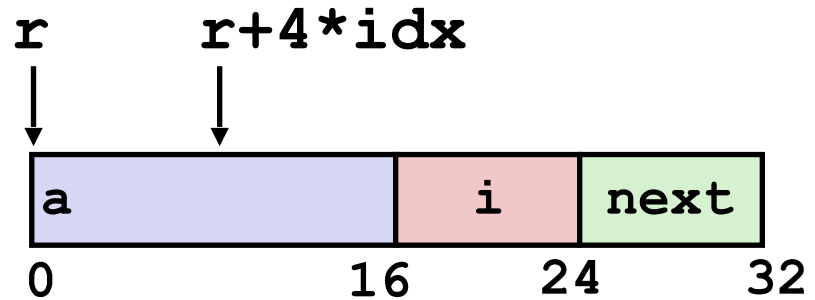


```
int *get_ap  
    (struct rec *r, size_t idx)  
{  
    return &(r->a[idx]);  
}
```

\downarrow
 $\&((*r).a[idx])$

Generating Pointer to Structure Member

```
struct rec {  
    int a[4];  
    double i;  
    struct rec *next;  
};
```



```
int *get_ap  
    (struct rec *r, size_t idx)  
{  
    return &(r->a[idx]);  
}
```

\downarrow
`&((*r).a[idx])`

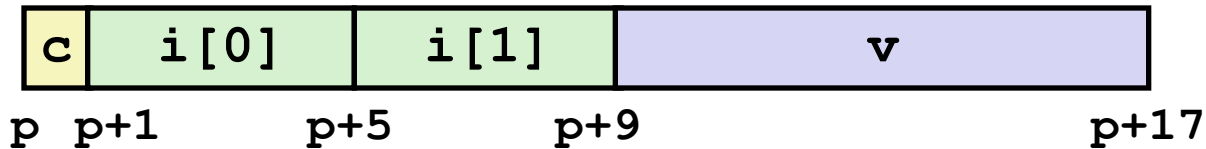
```
# r in %rdi, idx in %rsi  
leaq (%rdi,%rsi,4), %rax  
ret
```


Alignment

```
struct S1 {  
    char c;  
    int i[2];  
    double v;  
} *p;
```

Alignment

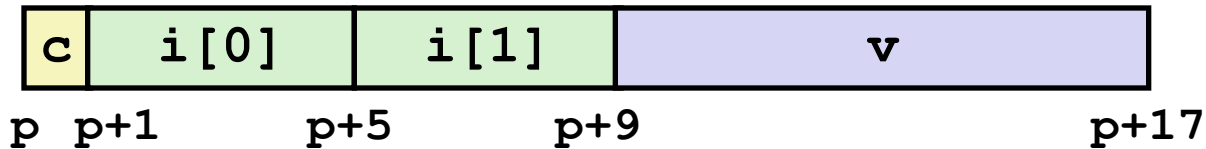
- Unaligned Data



```
struct S1 {  
    char c;  
    int i[2];  
    double v;  
} *p;
```

Alignment

- Unaligned Data



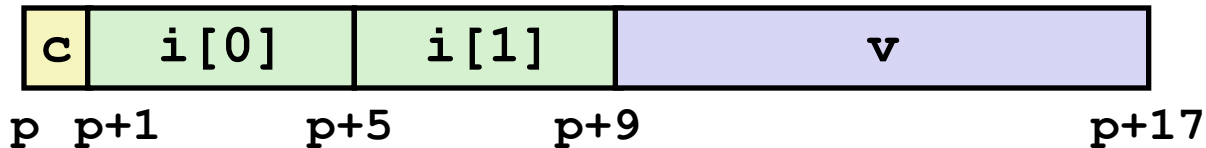
```
struct S1 {  
    char c;  
    int i[2];  
    double v;  
} *p;
```

- Aligned Data

- If the data type requires **K** bytes, address must be multiple of **K**

Alignment

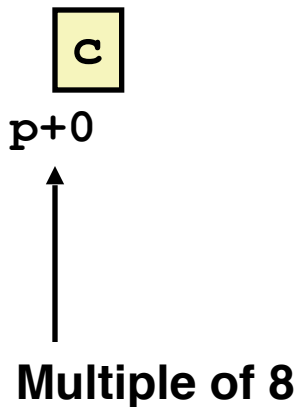
- Unaligned Data



```
struct S1 {  
    char c;  
    int i[2];  
    double v;  
} *p;
```

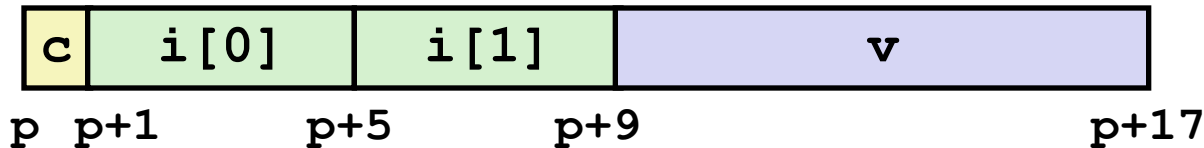
- Aligned Data

- If the data type requires **K** bytes, address must be multiple of **K**



Alignment

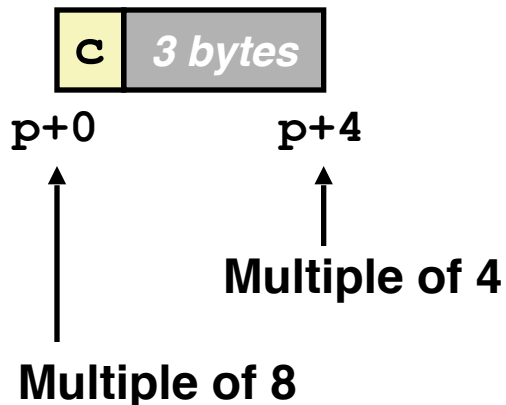
- Unaligned Data



```
struct S1 {  
    char c;  
    int i[2];  
    double v;  
} *p;
```

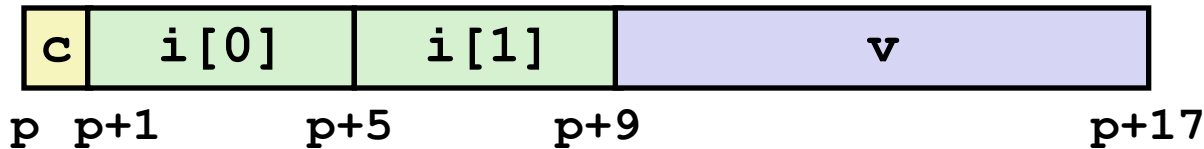
- Aligned Data

- If the data type requires **K** bytes, address must be multiple of **K**



Alignment

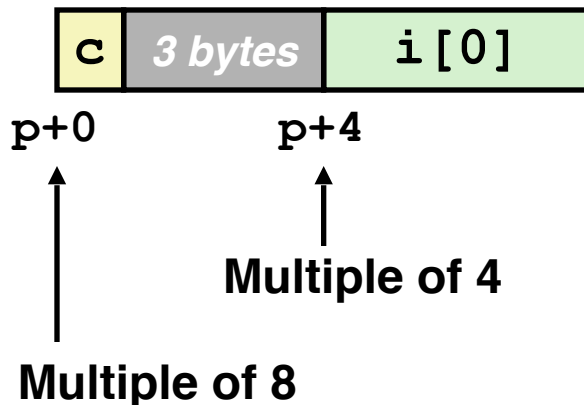
- Unaligned Data



```
struct S1 {  
    char c;  
    int i[2];  
    double v;  
} *p;
```

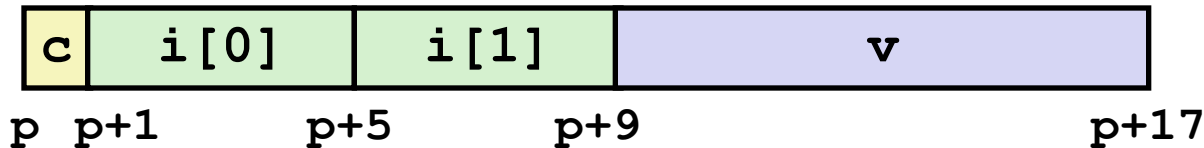
- Aligned Data

- If the data type requires **K** bytes, address must be multiple of **K**



Alignment

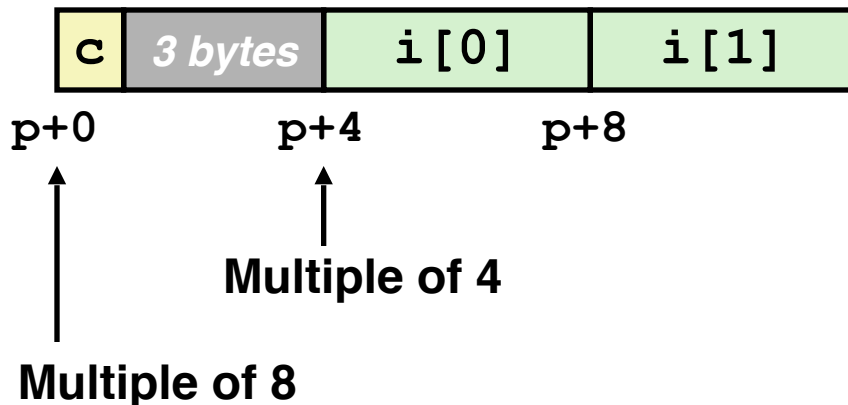
- Unaligned Data



```
struct S1 {  
    char c;  
    int i[2];  
    double v;  
} *p;
```

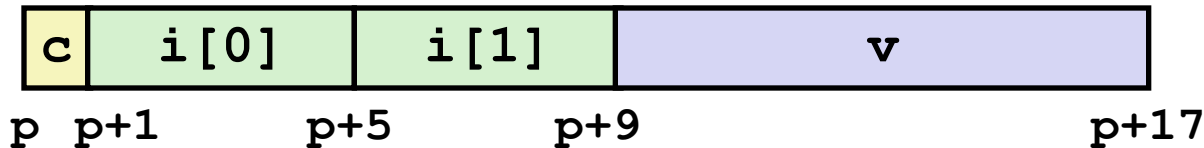
- Aligned Data

- If the data type requires **K** bytes, address must be multiple of **K**



Alignment

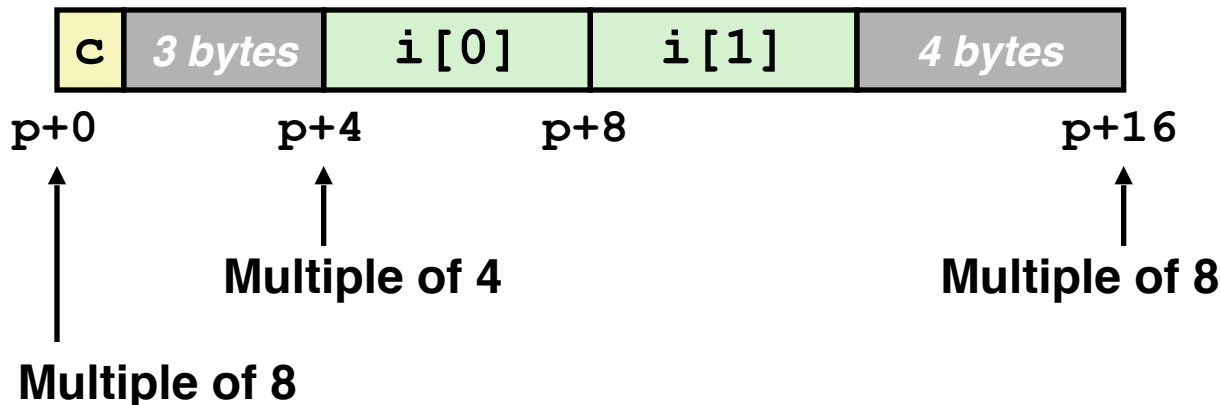
- Unaligned Data



```
struct S1 {  
    char c;  
    int i[2];  
    double v;  
} *p;
```

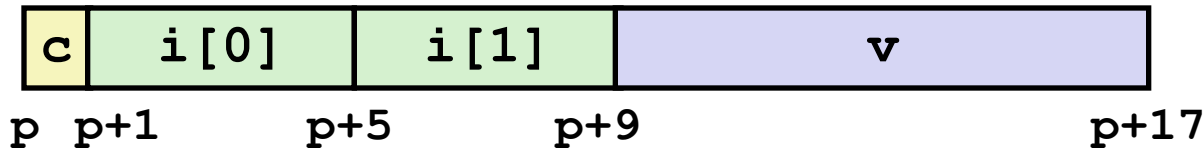
- Aligned Data

- If the data type requires **K** bytes, address must be multiple of **K**



Alignment

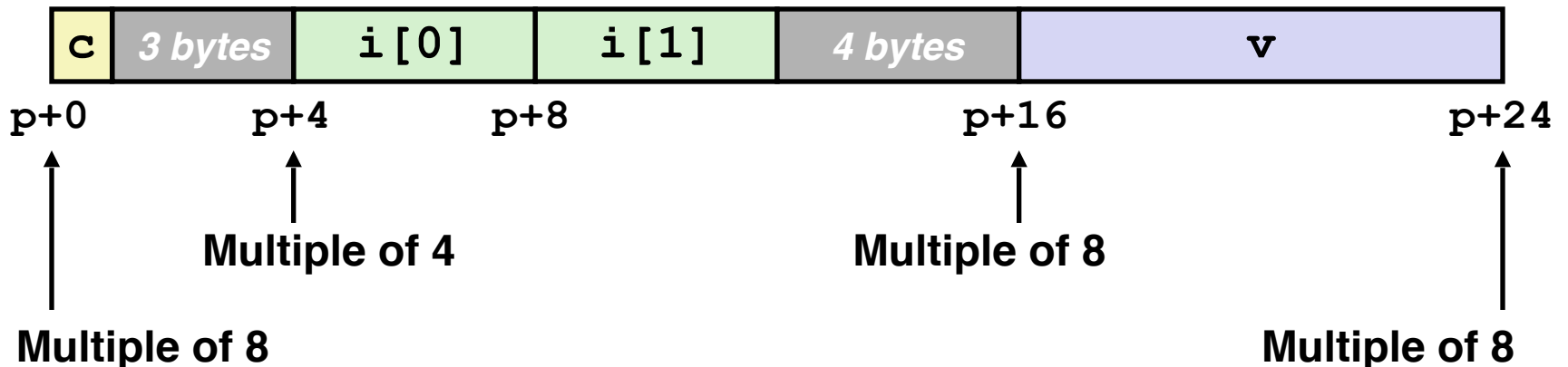
- Unaligned Data



```
struct S1 {  
    char c;  
    int i[2];  
    double v;  
} *p;
```

- Aligned Data

- If the data type requires **K** bytes, address must be multiple of **K**



Alignment Principles

- **Aligned Data**
 - If the data type requires K bytes, address must be multiple of K
- **Required on some machines; advised on x86-64**
- **Motivation for Aligning Data: Performance**
 - Inefficient to load or store data that is unaligned
 - Some machines don't even support unaligned memory access
- **Compiler**
 - Inserts gaps in structure to ensure correct alignment of fields
 - `sizeof()` returns the actual size of structs (i.e., including padding)

Specific Cases of Alignment (x86-64)

- **1 byte:** `char`, ...
 - no restrictions on address
- **2 bytes:** `short`, ...
 - lowest 1 bit of address must be 0_2
- **4 bytes:** `int`, `float`, ...
 - lowest 2 bits of address must be 00_2
- **8 bytes:** `double`, `long`, `char *`, ...
 - lowest 3 bits of address must be 000_2

Satisfying Alignment with Structures

Satisfying Alignment with Structures

- Within structure:
 - Must satisfy each element's alignment requirement

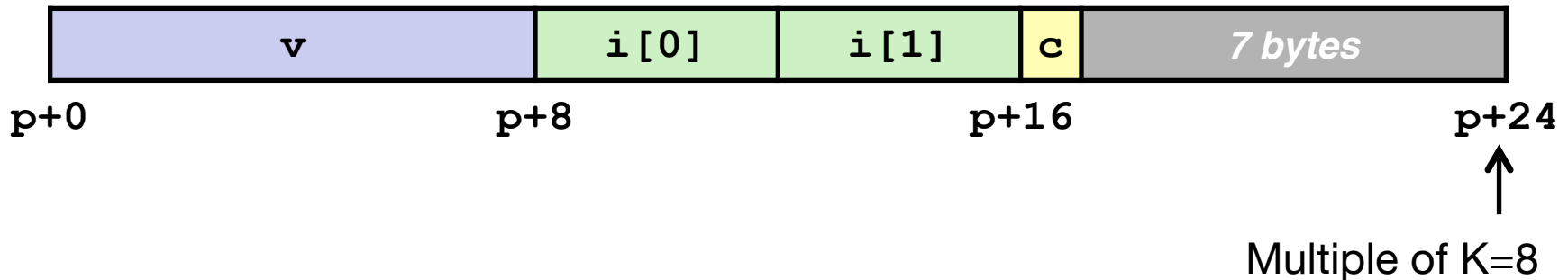
Satisfying Alignment with Structures

- Within structure:
 - Must satisfy each element's alignment requirement
- Overall structure placement
 - Structure length must be multiples of **K**, where:
 - **K** = Largest alignment of any element
 - **WHY?!**

Satisfying Alignment with Structures

- Within structure:
 - Must satisfy each element's alignment requirement
- Overall structure placement
 - Structure length must be multiples of **K**, where:
 - **K** = Largest alignment of any element
 - **WHY?!**

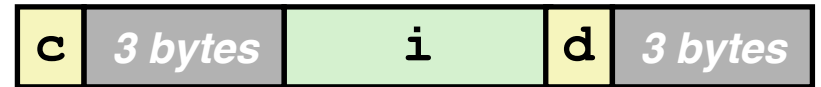
```
struct S2 {  
    double v;  
    int i[2];  
    char c;  
} *p;
```



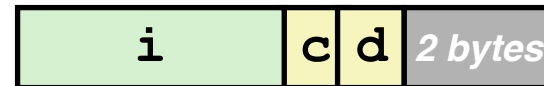
Saving Space

- Put large data types first in a Struct
- This is not something that a C compiler would always do
 - But knowing low-level details empower a C programmer to write more efficient code

```
struct S4 {  
    char c;  
    int i;  
    char d;  
} *p;
```



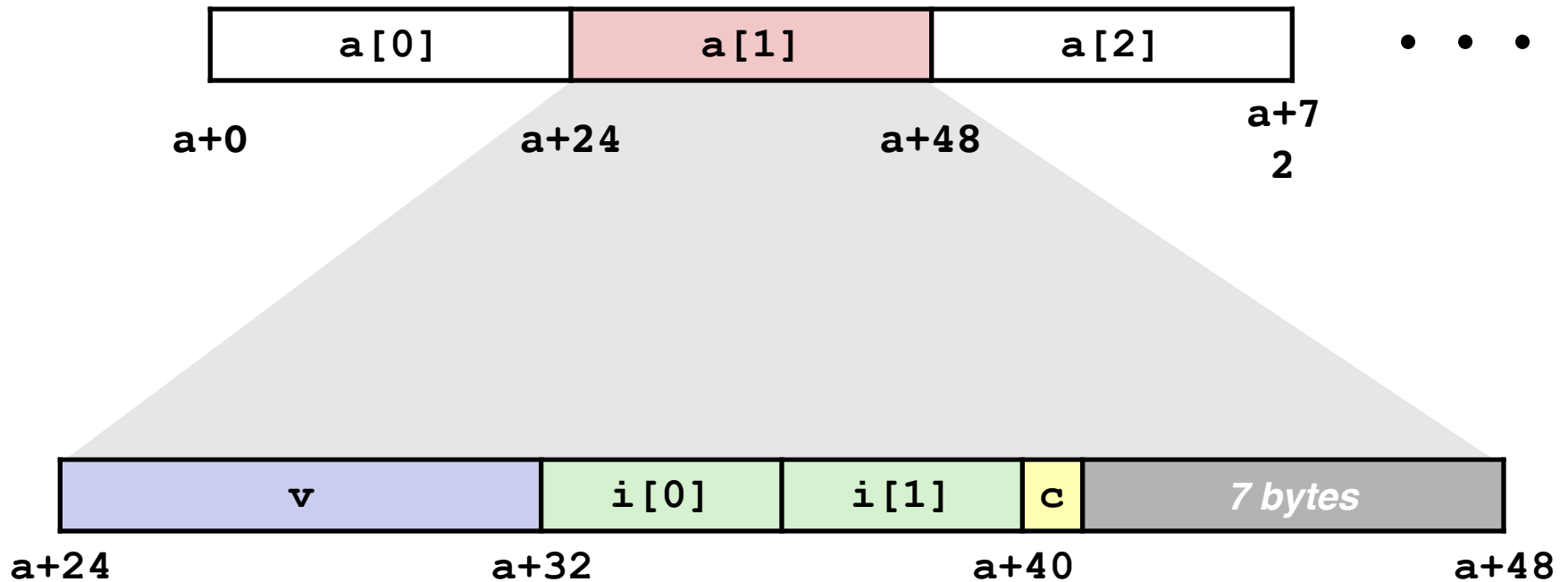
```
struct S5 {  
    int i;  
    char c;  
    char d;  
} *p;
```



Arrays of Structures

- Overall structure length multiple of K
- Satisfy alignment requirement for every element

```
struct S2 {  
    double v;  
    int i[2];  
    char c;  
} a[10];
```



Return Struct Values

Return Struct Values

```
struct S{
    int a, b;
};

struct S foo(int c, int d){
    struct S retval;
    retval.a = c;
    retval.b = d;
    return retval;
}

void bar() {
    struct S test = foo(3, 4);
    fprintf(stdout, "%d, %d\n",
test.a, test.b);
    // you will get "3, 4" from
the terminal
}
```

Return Struct Values

```
struct S{
    int a, b;
};

struct S foo(int c, int d){
    struct S retval;
    retval.a = c;
    retval.b = d;
    return retval;
}

void bar() {
    struct S test = foo(3, 4);
    fprintf(stdout, "%d, %d\n",
test.a, test.b);
    // you will get "3, 4" from
the terminal
}
```

- This is perfectly fine.

Return Struct Values

```
struct S{
    int a, b;
};

struct S foo(int c, int d){
    struct S retval;
    retval.a = c;
    retval.b = d;
    return retval;
}

void bar() {
    struct S test = foo(3, 4);
    fprintf(stdout, "%d, %d\n",
test.a, test.b);
    // you will get "3, 4" from
the terminal
}
```

- This is perfectly fine.
- A struct could contain many members, how would this work if the return value has to be in `%rax??`

Return Struct Values

```
struct S{
    int a, b;
};

struct S foo(int c, int d){
    struct S retval;
    retval.a = c;
    retval.b = d;
    return retval;
}

void bar() {
    struct S test = foo(3, 4);
    fprintf(stdout, "%d, %d\n",
test.a, test.b);
    // you will get "3, 4" from
the terminal
}
```

- This is perfectly fine.
- A struct could contain many members, how would this work if the return value has to be in `%rax??`
- We don't have to follow that convention...

Return Struct Values

```
struct S{
    int a, b;
};

struct S foo(int c, int d){
    struct S retval;
    retval.a = c;
    retval.b = d;
    return retval;
}

void bar() {
    struct S test = foo(3, 4);
    fprintf(stdout, "%d, %d\n",
test.a, test.b);
    // you will get "3, 4" from
the terminal
}
```

- This is perfectly fine.
- A struct could contain many members, how would this work if the return value has to be in `%rax??`
- We don't have to follow that convention...
- If there are only a few members in a struct, we could return through a few registers.

Return Struct Values

```
struct S{
    int a, b;
};

struct S foo(int c, int d){
    struct S retval;
    retval.a = c;
    retval.b = d;
    return retval;
}

void bar() {
    struct S test = foo(3, 4);
    fprintf(stdout, "%d, %d\n",
test.a, test.b);
    // you will get "3, 4" from
the terminal
}
```

- This is perfectly fine.
- A struct could contain many members, how would this work if the return value has to be in `%rax??`
- We don't have to follow that convention...
- If there are only a few members in a struct, we could return through a few registers.
- If there are lots of members, we could return through memory, i.e., requires memory copy.

Return Struct Values

```
struct S{
    int a, b;
};

struct S foo(int c, int d){
    struct S retval;
    retval.a = c;
    retval.b = d;
    return retval;
}

void bar() {
    struct S test = foo(3, 4);
    fprintf(stdout, "%d, %d\n",
test.a, test.b);
    // you will get "3, 4" from
the terminal
}
```

- This is perfectly fine.
- A struct could contain many members, how would this work if the return value has to be in `%rax??`
- We don't have to follow that convention...
- If there are only a few members in a struct, we could return through a few registers.
- If there are lots of members, we could return through memory, i.e., requires memory copy.
- But either way, there needs to be some sort convention for returning struct.

Return Struct Values

```
struct S{
    int a, b;
};

struct S foo(int c, int d){
    struct S retval;
    retval.a = c;
    retval.b = d;
    return retval;
}

void bar() {
    struct S test = foo(3, 4);
    fprintf(stdout, "%d, %d\n",
test.a, test.b);
    // you will get "3, 4" from
the terminal
}
```

Return Struct Values

```
struct S{
    int a, b;
};

struct S foo(int c, int d){
    struct S retval;
    retval.a = c;
    retval.b = d;
    return retval;
}

void bar() {
    struct S test = foo(3, 4);
    fprintf(stdout, "%d, %d\n",
test.a, test.b);
    // you will get "3, 4" from
the terminal
}
```

- The entire calling convention is part of what's called Application Binary Interface (ABI), which specifies how **two binaries** should interact.
- ABI includes: ISA, data type size, calling convention, etc.
- API defines the interface as the **source code** (e.g., C) level.
- The OS and compiler have to agree on the ABI.
- Linux x86-64 ABI specifies that returning a struct with two scalar (e.g. pointers, or long) values is done via **%rax** & **%rdx**

Today: Data Structures and Buffer Overflow

- Arrays
 - One-dimensional
 - Multi-dimensional (nested)
- Structures
 - Allocation
 - Access
 - Alignment
- Buffer Overflow

String Library Code

```
/* Get string from stdin */
char *gets(char *dest)
{
    int c = getchar();
    char *p = dest;
    while (c != EOF && c != '\n') {
        *p++ = c;
        c = getchar();
    }
    *p = '\0';
    return dest;
}
```

String Library Code

- Implementation of Unix function `gets()`
 - No way to specify limit on number of characters to read

```
/* Get string from stdin */
char *gets(char *dest)
{
    int c = getchar();
    char *p = dest;
    while (c != EOF && c != '\n') {
        *p++ = c;
        c = getchar();
    }
    *p = '\0';
    return dest;
}
```

String Library Code

- Implementation of Unix function `gets()`
 - No way to specify limit on number of characters to read
- Similar problems with other library functions
 - **`strcpy`**, **`strcat`**: Copy strings of arbitrary length
 - **`scanf`**, **`fscanf`**, **`sscanf`**, when given **`%s`** conversion specification

```
/* Get string from stdin */
char *gets(char *dest)
{
    int c = getchar();
    char *p = dest;
    while (c != EOF && c != '\n') {
        *p++ = c;
        c = getchar();
    }
    *p = '\0';
    return dest;
}
```

Vulnerable Buffer Code

```
/* Echo Line */  
void echo()  
{  
    char buf[4]; /* Way too small! */  
    gets(buf);  
    puts(buf);  
}
```

```
void call_echo() {  
    echo();  
}
```


Vulnerable Buffer Code

```
/* Echo Line */  
void echo()  
{  
    char buf[4]; /* Way too small! */  
    gets(buf);  
    puts(buf);  
}
```

```
void call_echo() {  
    echo();  
}
```

```
unix>./bufdemo-nsp  
Type a string:012345678901234567890123  
012345678901234567890123
```

Vulnerable Buffer Code

```
/* Echo Line */  
void echo()  
{  
    char buf[4]; /* Way too small! */  
    gets(buf);  
    puts(buf);  
}
```

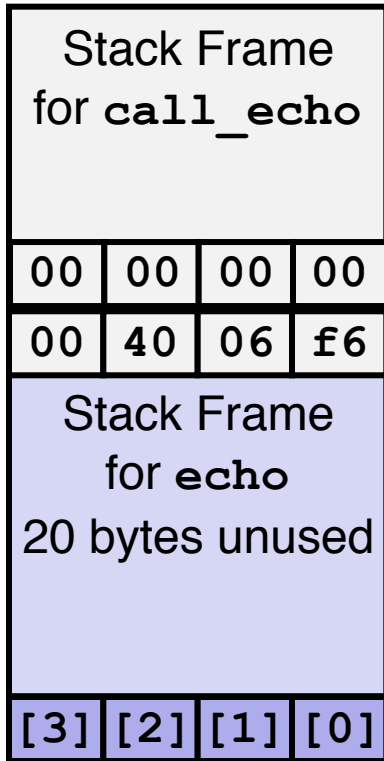
```
void call_echo() {  
    echo();  
}
```

```
unix>./bufdemo-nsp  
Type a string:012345678901234567890123  
012345678901234567890123
```

```
unix>./bufdemo-nsp  
Type a string:0123456789012345678901234  
Segmentation Fault
```

Buffer Overflow Stack Example

Before call to gets



```
void echo()  
{  
    char buf[4];  
    gets(buf);  
    ...  
}
```

```
echo:  
    subq $24, %rsp  
    movq %rsp, %rdi  
    call gets  
    ...
```

`call_echo:`

```
. . .  
4006f1: callq 4006cf <echo>  
4006f6: add $0x8,%rsp  
. . .
```

Buffer Overflow Stack Example #1

After call to gets

Stack Frame for call_echo			
00	00	00	00
00	40	06	f6
00	32	31	30
39	38	37	36
35	34	33	32
31	30	39	38
37	36	35	34
33	32	31	30

buf ← %rsp

```
void echo()
{
    char buf[4];
    gets(buf);
    ...
}
```

```
echo:
    subq $24, %rsp
    movq %rsp, %rdi
    call gets
    ...
```

call_echo:

```
. . .
4006f1: callq 4006cf <echo>
4006f6: add $0x8,%rsp
. . .
```

```
unix> ./bufdemo-nsp
Type a string: 01234567890123456789012
01234567890123456789012
```

Overflowed buffer, but did not corrupt state

Buffer Overflow Stack Example #2

After call to gets

Stack Frame for call_echo			
00	00	00	00
00	40	00	34
33	32	31	30
39	38	37	36
35	34	33	32
31	30	39	38
37	36	35	34
33	32	31	30

buf ← %rsp

```
void echo()  
{  
    char buf[4];  
    gets(buf);  
    ...  
}
```

```
echo:  
    subq $24, %rsp  
    movq %rsp, %rdi  
    call gets  
    ...
```

call_echo:

```
. . .  
4006f1: callq 4006cf <echo>  
4006f6: add $0x8, %rsp  
. . .
```

```
unix> ./bufdemo-nsp  
Type a string: 0123456789012345678901234  
Segmentation Fault
```

Overflowed buffer, and corrupt return address

Buffer Overflow Stack Example #3

After call to gets

Stack Frame for call_echo			
00	00	00	00
00	40	06	00
33	32	31	30
39	38	37	36
35	34	33	32
31	30	39	38
37	36	35	34
33	32	31	30

buf ← %rsp

```
void echo()  
{  
    char buf[4];  
    gets(buf);  
    ...  
}
```

```
echo:  
    subq $24, %rsp  
    movq %rsp, %rdi  
    call gets  
    ...
```

call_echo:

```
. . .  
4006f1: callq 4006cf <echo>  
4006f6: add $0x8, %rsp  
. . .
```

```
unix> ./bufdemo-nsp  
Type a string: 012345678901234567890123  
012345678901234567890123
```

Overflowed buffer, corrupt return address, but program appears to still work!

Buffer Overflow Stack Example #4

After call to gets

Stack Frame for call_echo			
00	00	00	00
00	40	06	00
33	32	31	30
39	38	37	36
35	34	33	32
31	30	39	38
37	36	35	34
33	32	31	30

buf ← %rsp

register_tm_clones:

. . .		
400600:	mov	%rsp,%rbp
400603:	mov	%rax,%rdx
400606:	shr	\$0x3f,%rdx
40060a:	add	%rdx,%rax
40060d:	sar	%rax
400610:	jne	400614
400612:	pop	%rbp
400613:	retq	

“Returns” to unrelated code

Could be code controlled by attackers!