

# **CSC 252: Computer Organization**

## **Spring 2019: Lecture 7**

Instructor: Yuhao Zhu

Department of Computer Science  
University of Rochester

### **Action Items:**

- **Assignment 2 is out**

# Announcement

- Programming Assignment 2 is out
  - Due on **Feb 15, 11:59 PM**
  - You may still have 3 slip days...

3	4	5	6	7 <b>Today</b>	8	9
10	11	12	13	14	15 <b>Due</b>	16

# Announcement

- Programming Assignment 2 is out
  - Due on **Feb 15, 11:59 PM**
  - You may still have 3 slip days...
- **Late submissions get 0 unless you use slip days.** But you have to tell us ahead of time.
- If your code doesn't compile, you get 0. So test your code on the CSUG machine.

# Data Movement

```
movq    (%rdi), %rdx
```

- Semantics:
  - Move (really, **copy**) data store in memory location whose address is the value stored in `%rdi` to register `%rdx`

# Data Movement

```
movq    (%rdi), %rdx
```

- Semantics:
  - Move (really, **copy**) data store in memory location whose address is the value stored in `%rdi` to register `%rdx`

```
movq    %rdx, (%rdi)
```

# Data Movement

```
movq    (%rdi), %rdx
```

- Semantics:

- Move (really, **copy**) data store in memory location whose address is the value stored in `%rdi` to register `%rdx`

```
movq    %rdx, (%rdi)
```

```
movq    8(%rdi), %rdx
```

# Data Movement

```
movq    (%rdi), %rdx
```

- Semantics:
  - Move (really, **copy**) data store in memory location whose address is the value stored in `%rdi` to register `%rdx`

```
movq    %rdx, (%rdi)
```

```
movq    8(%rdi), %rdx
```

```
addq    8(%rdi), %rdx
```

# Data Movement

```
movq    (%rdi), %rdx
```

- Semantics:

- Move (really, **copy**) data store in memory location whose address is the value stored in `%rdi` to register `%rdx`

```
movq    %rdx, (%rdi)
```

```
movq    8(%rdi), %rdx
```

```
addq    8(%rdi), %rdx
```

Accessing memory and doing computation in one instruction. OK in x86, but not all ISAs allow that (e.g., ARM).



# Data Movement

```
movq    (%rdi), %rdx
```

- Semantics:

- Move (really, **copy**) data store in memory location whose address is the value stored in `%rdi` to register `%rdx`

```
movq    %rdx, (%rdi)
```

```
movq    8(%rdi), %rdx
```

```
addq    8(%rdi), %rdx
```

```
movq    (%rdi), (%rdx)
```

# Data Movement

```
movq    (%rdi), %rdx
```

- Semantics:

- Move (really, **copy**) data store in memory location whose address is the value stored in `%rdi` to register `%rdx`

```
movq    %rdx, (%rdi)
```

```
movq    8(%rdi), %rdx
```

```
addq    8(%rdi), %rdx
```

```
movq    (%rdi), (%rdx)
```

Illegal in x86 (and almost all other ISAs). Could make microarchitecture implementation inefficient/inelegant. More on this later.

# Today: Control Instructions

- Control: Conditional branches (**if... else...**)
- Control: Loops (**for, while**)
- Control: Switch Statements (**case... switch...**)

# Conditional Branch Example

```
long absdiff
(long x, long y)
{
    long result;
    if (x > y)
        result = x-y;
    else
        result = y-x;
    return result;
}
```

```
absdiff:
    cmpq    %rsi,%rdi # x:y
    jle    .L4
    movq   %rdi,%rax
    subq   %rsi,%rax
    ret

.L4:
    # x <= y
    movq   %rsi,%rax
    subq   %rdi,%rax
    ret
```

Register	Use(s)
%rdi	x
%rsi	y
%rax	Return value

# Conditional Branch Example

```
long absdiff
(long x, long y)
{
    long result;
    if (x > y)
        result = x-y;
    else
        result = y-x;
    return result;
}
```

```
absdiff:
    cmpq    %rsi,%rdi # x:y
    jle    .L4
    movq    %rdi,%rax
    subq    %rsi,%rax
    ret
.L4:      # x <= y
    movq    %rsi,%rax
    subq    %rdi,%rax
    ret
```

Register	Use(s)
%rdi	x
%rsi	y
%rax	Return value

**Labels** are symbolic names used to refer to instruction addresses.

# Conditional Branch Example

```
long absdiff (unsigned
long x, unsigned long y)
{
    unsigned long result;
    if (x > y)
        result = x-y;
    else
        result = y-x;
    return result;
}
```

```
absdiff:
    cmpq    %rsi,%rdi # x:y
    jle    .L4
    movq    %rdi,%rax
    subq    %rsi,%rax
    ret

.L4:
    # x <= y
    movq    %rsi,%rax
    subq    %rdi,%rax
    ret
```

Register	Use(s)
%rdi	x
%rsi	y
%rax	Return value

# Conditional Branch Example

```
long absdiff (unsigned
long x, unsigned long y)
{
    unsigned long result;
    if (x > y)
        result = x-y;
    else
        result = y-x;
    return result;
}
```

```
absdiff:
    cmpq    %rsi,%rdi # x:y
    jbe    .L4
    movq    %rdi,%rax
    subq    %rsi,%rax
    ret
.L4:      # x <= y
    movq    %rsi,%rax
    subq    %rdi,%rax
    ret
```

Register	Use(s)
%rdi	x
%rsi	y
%rax	Return value

# Conditional Jump Instruction

```
cmpq    %rsi, %rdi  
jle     .L4
```



# Conditional Jump Instruction

```
cmpq    %rsi, %rdi  
jle     .L4
```



Jump to label if less  
than or equal to

# Conditional Jump Instruction

```
cmpq    %rsi, %rdi
jle     .L4
```

Jump to label if less  
than or equal to

- Semantics of `jle`:
  - Treat the data in `%rdi` and `%rsi` as **signed values**.
  - If `%rdi` is less than or equal to `%rsi`, jump to the part of the code with a label `.L4`

# Conditional Jump Instruction

```
cmpq    %rsi, %rdi
jle     .L4
```

Jump to label if less  
than or equal to



- Semantics of `jle`:
  - Treat the data in `%rdi` and `%rsi` as **signed values**.
  - If `%rdi` is less than or equal to `%rsi`, jump to the part of the code with a label `.L4`

- Under the hood:

# Conditional Jump Instruction

```
cmpq    %rsi, %rdi
jle     .L4
```



Jump to label if less  
than or equal to

- Semantics of `jle`:
  - Treat the data in `%rdi` and `%rsi` as **signed values**.
  - If `%rdi` is less than or equal to `%rsi`, jump to the part of the code with a label `.L4`

- Under the hood:
  - `cmpq` instruction sets the **condition codes (a.k.a., status flags)**

# Conditional Jump Instruction

```
cmpq    %rsi, %rdi
jle     .L4
```



Jump to label if less  
than or equal to

- Semantics of `jle`:
  - Treat the data in `%rdi` and `%rsi` as **signed values**.
  - If `%rdi` is less than or equal to `%rsi`, jump to the part of the code with a label `.L4`
- Under the hood:
  - `cmpq` instruction sets the **condition codes (a.k.a., status flags)**
  - `jle` reads and checks the status flags

# Conditional Jump Instruction

```
cmpq    %rsi, %rdi
jle     .L4
```

← Jump to label if less than or equal to

- Semantics of `jle`:
  - Treat the data in `%rdi` and `%rsi` as **signed values**.
  - If `%rdi` is less than or equal to `%rsi`, jump to the part of the code with a label `.L4`
- Under the hood:
  - `cmpq` instruction sets the **condition codes (a.k.a., status flags)**
  - `jle` reads and checks the status flags
  - If condition met, modify the Program Counter to point to the address of the instruction with a label `.L4`

# How Should `cmpq` Set Condition Codes?

```
cmpq    %rsi, %rdi
```

# How Should `cmpq` Set Condition Codes?

```
cmpq    %rsi, %rdi
```

- Essentially, how do we know `%rdi <= %rsi`?



# How Should `cmpq` Set Condition Codes?

`cmpq       %rsi, %rdi`

- Essentially, how do we know `%rdi <= %rsi`?
- Calculate `%rdi - %rsi`

# How Should `cmpq` Set Condition Codes?

`cmpq       %rsi, %rdi`

- Essentially, how do we know `%rdi <= %rsi`?
- Calculate `%rdi - %rsi`
- `%rdi == %rsi` if and only if `%rdi - %rsi == 0`

# How Should `cmpq` Set Condition Codes?

`cmpq` `%rsi, %rdi`

- Essentially, how do we know `%rdi <= %rsi`?
- Calculate `%rdi - %rsi`
- `%rdi == %rsi` if and only if `%rdi - %rsi == 0`

**ZF** Zero Flag (result is zero)



**ZF**

# How Should `cmpq` Set Condition Codes?

`cmpq      %rsi, %rdi`

- Essentially, how do we know `%rdi <= %rsi`?
- Calculate `%rdi - %rsi`
- `%rdi == %rsi` if and only if `%rdi - %rsi == 0`
- `%rdi < %rsi` if and only if: `%rdi - %rsi < 0` (is it correct??)

**ZF** Zero Flag (result is zero)



**ZF**

# How Should `cmpq` Set Condition Codes?

`cmpq` `%rsi, %rdi`

- Essentially, how do we know `%rdi <= %rsi`?
- Calculate `%rdi - %rsi`
- `%rdi == %rsi` if and only if `%rdi - %rsi == 0`
- `%rdi < %rsi` if and only if: ~~`%rdi - %rsi < 0` (is it correct??)~~
  - `%rdi - %rsi < 0` and the result doesn't overflow, or

**ZF** Zero Flag (result is zero)



**ZF**

# How Should `cmpq` Set Condition Codes?

**`cmpq`      `%rsi, %rdi`**

- Essentially, how do we know `%rdi <= %rsi`?
- Calculate `%rdi - %rsi`
- `%rdi == %rsi` if and only if `%rdi - %rsi == 0`
- `%rdi < %rsi` if and only if: ~~`%rdi - %rsi < 0` (is it correct??)~~
  - `%rdi - %rsi < 0` and the result doesn't overflow, or

No  
Overflow

$$\begin{array}{r} 001 \\ -) 010 \\ \hline 111 \end{array} \qquad \begin{array}{r} 1 \\ -) 2 \\ \hline -1 \end{array}$$

**ZF** Zero Flag (result is zero)



**ZF**

# How Should `cmpq` Set Condition Codes?

`cmpq`      `%rsi, %rdi`

- Essentially, how do we know `%rdi <= %rsi`?
- Calculate `%rdi - %rsi`
- `%rdi == %rsi` if and only if `%rdi - %rsi == 0`
- `%rdi < %rsi` if and only if: ~~`%rdi - %rsi < 0` (is it correct??)~~
  - `%rdi - %rsi < 0` and the result doesn't overflow, or

No Overflow	001	1
	-) 010	-) 2
	<hr/>	<hr/>
	111	-1
Overflow	101	-3
	-) 011	-) 3
	<hr/>	<hr/>
	010	-6

**ZF** Zero Flag (result is zero)



# How Should `cmpq` Set Condition Codes?

**`cmpq`      `%rsi, %rdi`**

- Essentially, how do we know `%rdi <= %rsi`?
- Calculate `%rdi - %rsi`
- `%rdi == %rsi` if and only if `%rdi - %rsi == 0`
- `%rdi < %rsi` if and only if: ~~`%rdi - %rsi < 0` (is it correct??)~~
  - `%rdi - %rsi < 0` and the result doesn't overflow, or
  - `%rdi - %rsi > 0` and the result does overflow

No Overflow	001	1
	-) 010	-) 2
	<u>111</u>	<u>-1</u>
Overflow	101	-3
	-) 011	-) 3
	<u>010</u>	<u>-6</u>

**ZF** Zero Flag (result is zero)



**ZF**



# How Should `cmpq` Set Condition Codes?

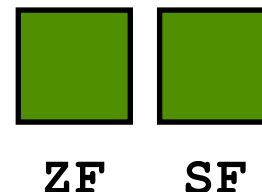
`cmpq      %rsi, %rdi`

- Essentially, how do we know `%rdi <= %rsi`?
- Calculate `%rdi - %rsi`
- `%rdi == %rsi` if and only if `%rdi - %rsi == 0`
- `%rdi < %rsi` if and only if: ~~`%rdi - %rsi < 0` (is it correct??)~~
  - `%rdi - %rsi < 0` and the result doesn't overflow, or
  - `%rdi - %rsi > 0` and the result does overflow

No Overflow	$\begin{array}{r} 001 \\ -) 010 \\ \hline 111 \end{array}$	$\begin{array}{r} 1 \\ -) 2 \\ \hline -1 \end{array}$
	$\begin{array}{r} 101 \\ -) 011 \\ \hline 010 \end{array}$	$\begin{array}{r} -3 \\ -) 3 \\ \hline -6 \end{array}$

**ZF** Zero Flag (result is zero)

**SF** Sign Flag (result is negative)



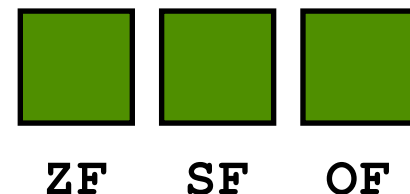
# How Should `cmpq` Set Condition Codes?

`cmpq      %rsi, %rdi`

- Essentially, how do we know `%rdi <= %rsi`?
- Calculate `%rdi - %rsi`
- `%rdi == %rsi` if and only if `%rdi - %rsi == 0`
- `%rdi < %rsi` if and only if: ~~`%rdi - %rsi < 0` (is it correct??)~~
  - `%rdi - %rsi < 0` and the result doesn't overflow, or
  - `%rdi - %rsi > 0` and the result does overflow

No Overflow	001	1
	-) 010	-) 2
	<u>111</u>	<u>-1</u>
Overflow	101	-3
	-) 011	-) 3
	<u>010</u>	<u>-6</u>

- ZF** Zero Flag (result is zero)
- SF** Sign Flag (result is negative)
- OF** Overflow Flag (for signed)



# How Should `cmpq` Set Condition Codes?

**`cmpq`      `%rsi, %rdi`**

- Essentially, how do we know `%rdi <= %rsi`?
- Calculate `%rdi - %rsi`
- `%rdi == %rsi` if and only if `%rdi - %rsi == 0`
- `%rdi < %rsi` if and only if: ~~`%rdi - %rsi < 0` (is it correct??)~~
  - `%rdi - %rsi < 0` and the result doesn't overflow, or
  - `%rdi - %rsi > 0` and the result does overflow

11111111 10000000  
**`cmpq 0xFF, 0x80`**

- ZF** Zero Flag (result is zero)
- SF** Sign Flag (result is negative)
- OF** Overflow Flag (for signed)

0	0	0
<b>ZF</b>	<b>SF</b>	<b>OF</b>

# How Should `cmpq` Set Condition Codes?

`cmpq %rsi, %rdi`

- Essentially, how do we know `%rdi <= %rsi`?
- Calculate `%rdi - %rsi`
- `%rdi == %rsi` if and only if `%rdi - %rsi == 0`
- `%rdi < %rsi` if and only if: ~~`%rdi - %rsi < 0`~~ (is it correct??)
  - `%rdi - %rsi < 0` and the result doesn't overflow, or
  - `%rdi - %rsi > 0` and the result does overflow

11111111 10000000  
`cmpq 0xFF, 0x80`

10000000	-128
-) 11111111	-) -1
<hr/>	<hr/>
10000001	-127

**ZF** Zero Flag (result is zero)  
**SF** Sign Flag (result is negative)  
**OF** Overflow Flag (for signed)

<b>0</b>	<b>0</b>	<b>0</b>
<b>ZF</b>	<b>SF</b>	<b>OF</b>

# How Should `cmpq` Set Condition Codes?

`cmpq %rsi, %rdi`

- Essentially, how do we know `%rdi <= %rsi`?
- Calculate `%rdi - %rsi`
- `%rdi == %rsi` if and only if `%rdi - %rsi == 0`
- `%rdi < %rsi` if and only if: ~~`%rdi - %rsi < 0`~~ (is it correct??)
  - `%rdi - %rsi < 0` and the result doesn't overflow, or
  - `%rdi - %rsi > 0` and the result does overflow

11111111 10000000  
`cmpq 0xFF, 0x80`

10000000	-128
-) 11111111	-) -1
<hr/>	<hr/>
10000001	-127

**ZF** Zero Flag (result is zero)  
**SF** Sign Flag (result is negative)  
**OF** Overflow Flag (for signed)

0	1	0
<b>ZF</b>	<b>SF</b>	<b>OF</b>

# How Should `cmpq` Set Condition Codes?

`cmpq      %rsi, %rdi`

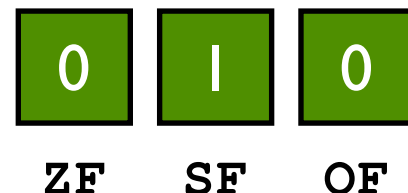
- Essentially, how do we know `%rdi <= %rsi`?
- Calculate `%rdi - %rsi`
- `%rdi == %rsi` if and only if `%rdi - %rsi == 0`
- `%rdi < %rsi` if and only if: ~~`%rdi - %rsi < 0` (is it correct??)~~
  - `%rdi - %rsi < 0` and the result doesn't overflow, or
  - `%rdi - %rsi > 0` and the result does overflow

- `%rdi <= %rsi` if and only if
  - ZF is set, or
  - SF is set but OF is not set, or
  - SF is not set, but OF is set
- or simply: **ZF | (SF ^ OF)**

**ZF** Zero Flag (result is zero)

**SF** Sign Flag (result is negative)

**OF** Overflow Flag (for signed)



# Conditional Branch Example

```
long absdiff
(long x, long y)
{
    long result;
    if (x > y)
        result = x-y;
    else
        result = y-x;
    return result;
}
```

```
absdiff:
    cmpq    %rsi,%rdi # x:y
    jle    .L4
    movq   %rdi,%rax
    subq   %rsi,%rax
    ret

.L4:
    # x <= y
    movq   %rsi,%rax
    subq   %rdi,%rax
    ret
```

---

Register	Use(s)
%rdi	x
%rsi	y
%rax	Return value

**0**   **0**   **0**  
ZF   SF   OF

# Conditional Branch Example

```
long absdiff
(long x, long y)
{
    long result;
    if (x > y)
        result = x-y;
    else
        result = y-x;
    return result;
}
```

```
absdiff:
    cmpq    %rsi,%rdi # x:y
    jle    .L4
    movq    %rdi,%rax
    subq    %rsi,%rax
    ret

.L4:      # x <= y
    movq    %rsi,%rax
    subq    %rdi,%rax
    ret
```

Register	Use(s)
%rdi	x
%rsi	y
%rax	Return value

---

cmpq sets ZF, SF, OF

jle checks ZF | (SF ^ OF)

0	0	0
ZF	SF	OF



# Conditional Branch Example

```
long absdiff (unsigned
long x, unsigned long y)
{
    unsigned long result;
    if (x > y)
        result = x-y;
    else
        result = y-x;
    return result;
}
```

```
absdiff:
    cmpq    %rsi,%rdi # x:y
    jle    .L4
    movq   %rdi,%rax
    subq   %rsi,%rax
    ret

.L4:
    # x <= y
    movq   %rsi,%rax
    subq   %rdi,%rax
    ret
```

---

Register	Use(s)
%rdi	x
%rsi	y
%rax	Return value

**0**   **0**   **0**  
ZF   SF   OF

# Conditional Branch Example

```
long absdiff (unsigned
long x, unsigned long y)
{
    unsigned long result;
    if (x > y)
        result = x-y;
    else
        result = y-x;
    return result;
}
```

```
absdiff:
    cmpq    %rsi,%rdi # x:y
    jbe    .L4
    movq    %rdi,%rax
    subq    %rsi,%rax
    ret
.L4:      # x <= y
    movq    %rsi,%rax
    subq    %rdi,%rax
    ret
```

Register	Use(s)
%rdi	x
%rsi	y
%rax	Return value

0 0 0  
ZF SF OF

# Conditional Jump Instruction

```
cmpq    %rsi, %rdi  
jbe     .L4
```

# Conditional Jump Instruction

```
cmpq    %rsi, %rdi  
jbe     .L4
```



Jump to label if  
below or equal to

# Conditional Jump Instruction

```
cmpq    %rsi, %rdi
jbe     .L4
```

Jump to label if  
below or equal to

- Semantics of **jbe**:
  - Treat the data in **%rdi** and **%rsi** as **unsigned values**.
  - If **%rdi** is less than or equal to **%rsi**, jump to the part of the code with a label **.L4**

# Conditional Jump Instruction

```
cmpq    %rsi, %rdi
jbe     .L4
```

Jump to label if  
below or equal to



- Semantics of **jbe**:
  - Treat the data in **%rdi** and **%rsi** as **unsigned values**.
  - If **%rdi** is less than or equal to **%rsi**, jump to the part of the code with a label **.L4**

- Under the hood:

# Conditional Jump Instruction

```
cmpq    %rsi, %rdi
jbe     .L4
```

Jump to label if  
below or equal to



- Semantics of `jbe`:
  - Treat the data in `%rdi` and `%rsi` as **unsigned values**.
  - If `%rdi` is less than or equal to `%rsi`, jump to the part of the code with a label `.L4`
- Under the hood:
  - `cmpq` instruction sets the condition codes

# Conditional Jump Instruction

```
cmpq    %rsi, %rdi
jbe     .L4
```

Jump to label if  
below or equal to



- Semantics of **jbe**:
  - Treat the data in **%rdi** and **%rsi** as **unsigned values**.
  - If **%rdi** is less than or equal to **%rsi**, jump to the part of the code with a label **.L4**
- Under the hood:
  - **cmpq** instruction sets the condition codes
  - **jbe** reads and checks the condition codes



# Conditional Jump Instruction

```
cmpq    %rsi, %rdi
jbe     .L4
```

Jump to label if  
below or equal to



- Semantics of **jbe**:
  - Treat the data in **%rdi** and **%rsi** as **unsigned values**.
  - If **%rdi** is less than or equal to **%rsi**, jump to the part of the code with a label **.L4**
- Under the hood:
  - **cmpq** instruction sets the condition codes
  - **jbe** reads and checks the condition codes
  - If condition met, modify the Program Counter to point to the address of the instruction with a label **.L4**

# How Should `cmpq` Set Condition Codes?

```
cmpq    %rsi, %rdi
```

# How Should `cmpq` Set Condition Codes?

```
cmpq    %rsi, %rdi
```

- How do we know `%rdi <= %rsi`? This time for unsigned values

# How Should `cmpq` Set Condition Codes?

`cmpq        %rsi, %rdi`

- How do we know `%rdi <= %rsi`? This time for unsigned values
- Calculate `%rdi - %rsi`

# How Should `cmpq` Set Condition Codes?

`cmpq        %rsi, %rdi`

- How do we know `%rdi <= %rsi`? This time for unsigned values
- Calculate `%rdi - %rsi`
- `%rdi == %rsi` if and only if `%rdi - %rsi == 0`

# How Should `cmpq` Set Condition Codes?

`cmpq        %rsi, %rdi`

- How do we know `%rdi <= %rsi`? This time for unsigned values
- Calculate `%rdi - %rsi`
- `%rdi == %rsi` if and only if `%rdi - %rsi == 0`

**ZF** Zero Flag (result is zero)



**ZF**

# How Should `cmpq` Set Condition Codes?

`cmpq` `%rsi, %rdi`

- How do we know `%rdi <= %rsi`? This time for unsigned values
- Calculate `%rdi - %rsi`
- `%rdi == %rsi` if and only if `%rdi - %rsi == 0`
- `%rdi < %rsi` if a carry is generated during subtraction

**ZF** Zero Flag (result is zero)



**ZF**

# How Should `cmpq` Set Condition Codes?

`cmpq        %rsi, %rdi`

- How do we know `%rdi <= %rsi`? This time for unsigned values
- Calculate `%rdi - %rsi`
- `%rdi == %rsi` if and only if `%rdi - %rsi == 0`
- `%rdi < %rsi` if a carry is generated during subtraction

```
   001    ← 1
- ) 111    ← 7
-----
  C010
```

**ZF** Zero Flag (result is zero)



**ZF**



# How Should `cmpq` Set Condition Codes?


`cmpq      %rsi, %rdi`

- How do we know `%rdi <= %rsi`? This time for unsigned values
- Calculate `%rdi - %rsi`
- `%rdi == %rsi` if and only if `%rdi - %rsi == 0`
- `%rdi < %rsi` if a carry is generated during subtraction

```
   001      ← 1
- ) 111      ← 7
-----
  C010
```

**ZF** Zero Flag (result is zero)

**CF** Carry Flag (for unsigned)



**CF**

**ZF**

# How Should `cmpq` Set Condition Codes?

`cmpq %rsi, %rdi`

- How do we know `%rdi <= %rsi`? This time for unsigned values
- Calculate `%rdi - %rsi`
- `%rdi == %rsi` if and only if `%rdi - %rsi == 0`
- `%rdi < %rsi` if a carry is generated during subtraction

11111111 10000000

`cmpq 0xFF, 0x80`

**ZF** Zero Flag (result is zero)

**CF** Carry Flag (for unsigned)



**CF**

**ZF**

# How Should `cmpq` Set Condition Codes?

`cmpq %rsi, %rdi`

- How do we know `%rdi <= %rsi`? This time for unsigned values
- Calculate `%rdi - %rsi`
- `%rdi == %rsi` if and only if `%rdi - %rsi == 0`
- `%rdi < %rsi` if a carry is generated during subtraction

11111111 10000000

`cmpq 0xFF, 0x80`

```
  10000000 ← 128
- ) 11111111 ← 255
-----
  c10000001
```

**ZF** Zero Flag (result is zero)

**CF** Carry Flag (for unsigned)

**0** **0**

**CF** **ZF**

# How Should `cmpq` Set Condition Codes?

`cmpq %rsi, %rdi`

- How do we know `%rdi <= %rsi`? This time for unsigned values
- Calculate `%rdi - %rsi`
- `%rdi == %rsi` if and only if `%rdi - %rsi == 0`
- `%rdi < %rsi` if a carry is generated during subtraction

11111111 10000000

`cmpq 0xFF, 0x80`

```
  10000000 ← 128
- ) 11111111 ← 255
-----
  c10000001
```

**ZF** Zero Flag (result is zero)

**CF** Carry Flag (for unsigned)

**1** **0**

**CF** **ZF**

# How Should `cmpq` Set Condition Codes?

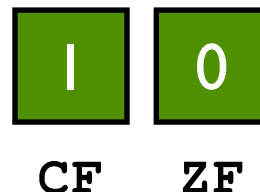
`cmpq`      `%rsi, %rdi`

- How do we know `%rdi <= %rsi`? This time for unsigned values
- Calculate `%rdi - %rsi`
- `%rdi == %rsi` if and only if `%rdi - %rsi == 0`
- `%rdi < %rsi` if a carry is generated during subtraction

- `%rdi <= %rsi` (as unsigned) if and only if:
  - ZF is set, or
  - CF is set
- or simply: **ZF | CF**
- This is what `jbe` checks

**ZF** Zero Flag (result is zero)

**CF** Carry Flag (for unsigned)



# Putting It All Together

# Putting It All Together

- `cmpq` sets all 4 condition codes simultaneously

# Putting It All Together

- `cmpq` sets all 4 condition codes simultaneously

**ZF** Zero Flag

**CF** Carry Flag

**SF** Sign Flag

**OF** Overflow Flag (for signed)



**CF**

**ZF**

**SF**

**OF**



# Putting It All Together

- `cmpq` sets all 4 condition codes simultaneously

```
11111111 10000000
cmpq 0xFF, 0x80


      10000000
- )   11111111
-----
c10000001
```

**ZF** Zero Flag

**CF** Carry Flag

**SF** Sign Flag

**OF** Overflow Flag (for signed)



**CF**

**ZF**

**SF**

**OF**

# Putting It All Together

- `cmpq` sets all 4 condition codes simultaneously

```
11111111 10000000
cmpq 0xFF, 0x80

      10000000
- ) 11111111
-----
c10000001
```

**ZF** Zero Flag

**CF** Carry Flag

**SF** Sign Flag

**OF** Overflow Flag (for signed)

<b>1</b>	<b>0</b>	<b>1</b>	<b>0</b>
<b>CF</b>	<b>ZF</b>	<b>SF</b>	<b>OF</b>

# Putting It All Together

```
cmpq    %rsi, %rdi
jle     .L4
```

- `cmpq` sets all 4 condition codes simultaneously
- ZF, SF, and OF are used when comparing signed value (e.g., `jle`)

```
11111111 10000000
cmpq 0xFF, 0x80

    10000000
-) 11111111
-----
c10000001
```

**ZF** Zero Flag

**CF** Carry Flag

**SF** Sign Flag

**OF** Overflow Flag (for signed)



**CF**

**ZF**

**SF**

**OF**

# Putting It All Together

```
cmpq    %rsi, %rdi
jle     .L4
```

```
cmpq    %rsi, %rdi
jbe     .L4
```

- `cmpq` sets all 4 condition codes simultaneously
- ZF, SF, and OF are used when comparing signed value (e.g., `jle`)
- ZF, CF are used when comparing unsigned value (e.g., `jbe`)

```
11111111 10000000
cmpq 0xFF, 0x80
```

```
    10000000
-)  11111111
-----
c10000001
```

**ZF** Zero Flag

**CF** Carry Flag

**SF** Sign Flag

**OF** Overflow Flag (for signed)

1	0	1	0
---	---	---	---

**CF**

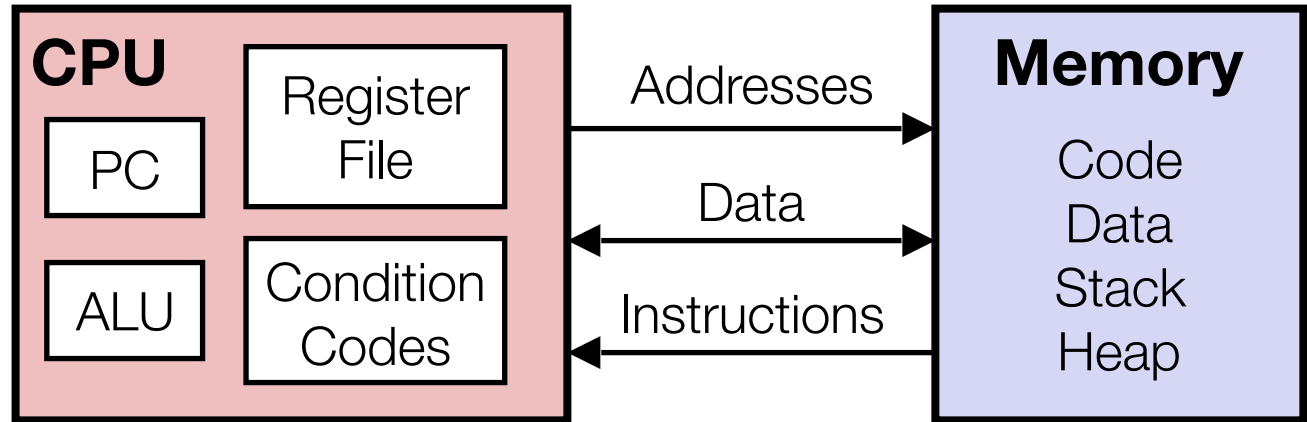
**ZF**

**SF**

**OF**

# Condition Codes Hold Test Results

Assembly  
Programmer's  
Perspective  
of a Computer



## • Condition Codes

- Hold the status of most recent test
- 4 common condition codes in x86-64
- A set of special registers (more often: bits in one single register)
- Sometimes also called: Status Register, Flag Register



**CF** Carry Flag

**ZF** Zero Flag

**SF** Sign Flag

**OF** Overflow Flag (for signed)

# Jump Instructions

- Jump to different part of code (designated by a label) depending on condition codes

<b>jle</b>	$(SF \wedge OF) \mid ZF$	Less or Equal (Signed)
------------	--------------------------	------------------------

<b>jbe</b>	$CF \mid ZF$	Below or Equal (unsigned)
------------	--------------	---------------------------

# Jump Instructions

Instruction	Jump Condition	Description
<b>jmp</b>	1	Unconditional
<b>je</b>	ZF	Equal / Zero
<b>jne</b>	$\sim ZF$	Not Equal / Not Zero
<b>js</b>	SF	Negative
<b>jns</b>	$\sim SF$	Nonnegative
<b>jg</b>	$\sim (SF \wedge OF) \ \& \ \sim ZF$	Greater (Signed)
<b>jge</b>	$\sim (SF \wedge OF)$	Greater or Equal (Signed)
<b>jl</b>	$(SF \wedge OF)$	Less (Signed)
<b>jle</b>	$(SF \wedge OF) \   \ ZF$	Less or Equal (Signed)
<b>ja</b>	$\sim CF \ \& \ \sim ZF$	Above (unsigned)
<b>jae</b>	$\sim CF$	Above or Equal (unsigned)
<b>jb</b>	CF	Below (unsigned)
<b>jbe</b>	$CF \   \ ZF$	Below or Equal (unsigned)

# Implicit Set Condition Codes

```
addq %rax, %rbx
```



# Implicit Set Condition Codes

```
addq %rax, %rbx
```

- Arithmetic instructions implicitly set condition codes (think of it as side effect)

# Implicit Set Condition Codes

```
addq %rax, %rbx
```

- Arithmetic instructions implicitly set condition codes (think of it as side effect)
  - **CF** set if `%rax + %rbx` generates a carry (i.e., unsigned overflow)

# Implicit Set Condition Codes

```
addq %rax, %rbx
```

- Arithmetic instructions implicitly set condition codes (think of it as side effect)
  - **CF** set if `%rax + %rbx` generates a carry (i.e., unsigned overflow)
  - **ZF** set if `%rax + %rbx == 0`

# Implicit Set Condition Codes

```
addq %rax, %rbx
```

- Arithmetic instructions implicitly set condition codes (think of it as side effect)
  - **CF** set if `%rax + %rbx` generates a carry (i.e., unsigned overflow)
  - **ZF** set if `%rax + %rbx == 0`
  - **SF** set if `%rax + %rbx < 0`

# Implicit Set Condition Codes

```
addq %rax, %rbx
```

- Arithmetic instructions implicitly set condition codes (think of it as side effect)
  - **CF** set if `%rax + %rbx` generates a carry (i.e., unsigned overflow)
  - **ZF** set if `%rax + %rbx == 0`
  - **SF** set if `%rax + %rbx < 0`
  - **OF** set if `%rax + %rbx` as signed numbers overflows

# Implicit Set Condition Codes

```
addq %rax, %rbx
```

- Arithmetic instructions implicitly set condition codes (think of it as side effect)
  - **CF** set if `%rax + %rbx` generates a carry (i.e., unsigned overflow)
  - **ZF** set if `%rax + %rbx == 0`
  - **SF** set if `%rax + %rbx < 0`
  - **OF** set if `%rax + %rbx` as signed numbers overflows
    - `(%rax > 0 && %rbx > 0 && (%rax + %rbx) < 0) || (%rax < 0 && %rbx < 0 && (%rax + %rbx) >= 0)`





# Implicit Set Condition Codes

```
addq %rax, %rbx
```

- Arithmetic instructions implicitly set condition codes (think of it as side effect)
  - **CF** set if `%rax + %rbx` generates a carry (i.e., unsigned overflow)
  - **ZF** set if `%rax + %rbx == 0`
  - **SF** set if `%rax + %rbx < 0`
  - **OF** set if `%rax + %rbx` as signed numbers overflows
    - `(%rax > 0 && %rbx > 0 && (%rax + %rbx) < 0) || (%rax < 0 && %rbx < 0 && (%rax + %rbx) >= 0)`

```
addq 0xFF, 0x80
```

```
  10000000
+) 11111111
-----
c01111111
```

			
<b>CF</b>	<b>ZF</b>	<b>SF</b>	<b>OF</b>





# Implicit Set Condition Codes

```
addq %rax, %rbx
```

- Arithmetic instructions implicitly set condition codes (think of it as side effect)
  - **CF** set if `%rax + %rbx` generates a carry (i.e., unsigned overflow)
  - **ZF** set if `%rax + %rbx == 0`
  - **SF** set if `%rax + %rbx < 0`
  - **OF** set if `%rax + %rbx` as signed numbers overflows
    - `(%rax > 0 && %rbx > 0 && (%rax + %rbx) < 0) || (%rax < 0 && %rbx < 0 && (%rax + %rbx) >= 0)`

```
addq 0xFF, 0x80
```

```
    10000000
+)  11111111
-----
  c01111111
```

			
<b>CF</b>	<b>ZF</b>	<b>SF</b>	<b>OF</b>







# Implicit Set Condition Codes

```
addq %rax, %rbx
```

- Arithmetic instructions implicitly set condition codes (think of it as side effect)
  - **CF** set if `%rax + %rbx` generates a carry (i.e., unsigned overflow)
  - **ZF** set if `%rax + %rbx == 0`
  - **SF** set if `%rax + %rbx < 0`
  - **OF** set if `%rax + %rbx` as signed numbers overflows
    - `(%rax > 0 && %rbx > 0 && (%rax + %rbx) < 0) ||`  
`(%rax < 0 && %rbx < 0 && (%rax + %rbx) >= 0)`

```
addq 0xFF, 0x80
```

```
    10000000
+)  11111111
-----
  c01111111
```

			
<b>CF</b>	<b>ZF</b>	<b>SF</b>	<b>OF</b>

# Implicit Set Condition Codes

```
addq %rax, %rbx
```

- Arithmetic instructions implicitly set condition codes (think of it as side effect)
  - **CF** set if `%rax + %rbx` generates a carry (i.e., unsigned overflow)
  - **ZF** set if `%rax + %rbx == 0`
  - **SF** set if `%rax + %rbx < 0`
  - **OF** set if `%rax + %rbx` as signed numbers overflows
    - `(%rax > 0 && %rbx > 0 && (%rax + %rbx) < 0) || (%rax < 0 && %rbx < 0 && (%rax + %rbx) >= 0)`

```
addq 0xFF, 0x80
```

```
jle .L4
```

1	0	0	1
<b>CF</b>	<b>ZF</b>	<b>SF</b>	<b>OF</b>

# Implicit Set Condition Codes

```
addq %rax, %rbx
```

- Arithmetic instructions implicitly set condition codes (think of it as side effect)
  - **CF** set if `%rax + %rbx` generates a carry (i.e., unsigned overflow)
  - **ZF** set if `%rax + %rbx == 0`
  - **SF** set if `%rax + %rbx < 0`
  - **OF** set if `%rax + %rbx` as signed numbers overflows
    - `(%rax > 0 && %rbx > 0 && (%rax + %rbx) < 0) || (%rax < 0 && %rbx < 0 && (%rax + %rbx) >= 0)`

```
if ((x+y) < 0) {  
    ...  
} addq 0xFF, 0x80  
jle .L4
```

<b>1</b>	<b>0</b>	<b>0</b>	<b>1</b>
<b>CF</b>	<b>ZF</b>	<b>SF</b>	<b>OF</b>

# Implicit Set Condition Codes

```
addq %rax, %rbx
```

- Arithmetic instructions implicitly set condition codes (think of it as side effect)
  - **CF** set if `%rax + %rbx` generates a carry (i.e., unsigned overflow)
  - **ZF** set if `%rax + %rbx == 0`
  - **SF** set if `%rax + %rbx < 0`
  - **OF** set if `%rax + %rbx` as signed numbers overflows
    - `(%rax > 0 && %rbx > 0 && (%rax + %rbx) < 0) || (%rax < 0 && %rbx < 0 && (%rax + %rbx) >= 0)`

## Questions?

```
if ((x+y) < 0) {  
    ...  
}  
  
addq 0xFF, 0x80  
jle .L4
```

1	0	0	1
CF	ZF	SF	OF

# Today: Control Instructions

- Control: Conditional branches (`if... else...`)
- Control: Loops (**`for`**, **`while`**)
- Control: Switch Statements (`case... switch...`)

# “Do-While” Loop Example

- Popcount: Count number of 1’s in argument  $x$

**do-while** version

```
long pcount_do
(unsigned long x) {
    long result = 0;
    do {
        result += x & 0x1;
        x >>= 1;
    } while (x);
    return result;
}
```

# “Do-While” Loop Example

- Popcount: Count number of 1’s in argument  $x$

## do-while version

```
long pcount_do
(unsigned long x) {
    long result = 0;
    do {
        result += x & 0x1;
        x >>= 1;
    } while (x);
    return result;
}
```

## goto Version

```
long pcount_goto
(unsigned long x) {
    long result = 0;
    loop:
        result += x & 0x1;
        x >>= 1;
        if(x) goto loop;
    return result;
}
```

# “Do-While” Loop Assembly

```
long pcount_goto
(unsigned long x) {
    long result = 0;
    loop:
    result += x & 0x1;
    x >>= 1;
    if(x) goto loop;
    return result;
}
```




# “Do-While” Loop Assembly

```
long pcount_goto
(unsigned long x) {
    long result = 0;
loop:
    result += x & 0x1;
    x >>= 1;
    if(x) goto loop;
    return result;
}
```

Register	Use(s)
%rdi	Argument <b>x</b>
%rax	<b>result</b>


```
    movl    $0, %rax    # result = 0
.L2:                                # loop:
    movq   %rdi, %rdx
    andl   $1, %rdx    # t = x & 0x1
    addq   %rdx, %rax  # result += t
    shrq   $1, %rdi    # x >>= 1
    jne    .L2         # if (x) goto loop
    ret
```

# “Do-While” Loop Assembly



```
long pcount_goto
(unsigned long x) {
    long result = 0;
loop:
    result += x & 0x1;
    x >>= 1;
    if(x) goto loop;
    return result;
}
```

Register	Use(s)
%rdi	Argument <b>x</b>
%rax	<b>result</b>



```
    movl    $0, %rax    # result = 0
.L2:                                # loop:
    movq    %rdi, %rdx
    andl    $1, %rdx    # t = x & 0x1
    addq    %rdx, %rax  # result += t
    shrq    $1, %rdi    # x >>= 1
    jne     .L2         # if (x) goto loop
    ret
```

# “Do-While” Loop Assembly

```
long pcount_goto
(unsigned long x) {
    long result = 0;
loop:
    result += x & 0x1;
    x >>= 1;
    if(x) goto loop;
    return result;
}
```

Register	Use(s)
%rdi	Argument <b>x</b>
%rax	<b>result</b>

```
    movl    $0, %rax    # result = 0
.L2:                                     # loop:
    movq   %rdi, %rdx
    andl   $1, %rdx    # t = x & 0x1
    addq  %rdx, %rax   # result += t
    shrq  $1, %rdi    # x >>= 1
    jne   .L2         # if (x) goto loop
    ret
```

# “Do-While” Loop Assembly

```
long pcount_goto
(unsigned long x) {
    long result = 0;
loop:
    result += x & 0x1;
    x >>= 1;
    if(x) goto loop;
    return result;
}
```



Register	Use(s)
%rdi	Argument <b>x</b>
%rax	<b>result</b>

```
    movl    $0, %rax    # result = 0
.L2:                                     # loop:
    movq    %rdi, %rdx
    andl    $1, %rdx    # t = x & 0x1
    addq    %rdx, %rax  # result += t
    shrq    $1, %rdi    # x >>= 1
    jne     .L2         # if (x) goto loop
    ret
```



# “Do-While” Loop Assembly

```
long pcount_goto
(unsigned long x) {
    long result = 0;
loop:
    result += x & 0x1;
    x >>= 1;
    if(x) goto loop;
    return result;
}
```

Register	Use(s)
%rdi	Argument <b>x</b>
%rax	<b>result</b>

```
    movl    $0, %rax    # result = 0
.L2:                                # loop:
    movq    %rdi, %rdx
    andl    $1, %rdx    # t = x & 0x1
    addq    %rdx, %rax  # result += t
    shrq    $1, %rdi    # x >>= 1
    jne     .L2         # if (x) goto loop
    ret
```


# “Do-While” Loop Assembly

```
long pcount_goto
(unsigned long x) {
    long result = 0;
loop:
    result += x & 0x1;
    x >>= 1;
    if(x) goto loop;
    return result;
}
```



Register	Use(s)
%rdi	Argument <b>x</b>
%rax	<b>result</b>

```
    movl    $0, %rax    # result = 0
.L2:                                # loop:
    movq   %rdi, %rdx
    andl   $1, %rdx    # t = x & 0x1
    addq  %rdx, %rax   # result += t
    shrq  $1, %rdi    # x >>= 1
    jne   .L2         # if (x) goto loop
    ret
```




# “Do-While” Loop Assembly

```
long pcount_goto
(unsigned long x) {
    long result = 0;
loop:
    result += x & 0x1;
    x >>= 1;
    if(x) goto loop;
    return result;
}
```




Register	Use(s)
%rdi	Argument <b>x</b>
%rax	<b>result</b>

```
    movl    $0, %rax    # result = 0
.L2:                                # loop:
    movq   %rdi, %rdx
    andl   $1, %rdx    # t = x & 0x1
    addq  %rdx, %rax   # result += t
    shrq  $1, %rdi    # x >>= 1
    jne   .L2         # if (x) goto loop
    ret
```



# “Do-While” Loop Assembly

```
long pcount_goto
(unsigned long x) {
    long result = 0;
loop:
    result += x & 0x1;
    x >>= 1;
    if(x) goto loop;
    return result;
}
```



Register	Use(s)
%rdi	Argument <b>x</b>
%rax	<b>result</b>

```
    movl    $0, %rax    # result = 0
.L2:                                # loop:
    movq    %rdi, %rdx
    andl    $1, %rdx    # t = x & 0x1
    addq    %rdx, %rax  # result += t
    shrq    $1, %rdi    # x >>= 1
    jne     .L2         # if (x) goto loop
    ret
```





# “Do-While” Loop Assembly

```
long pcount_goto
(unsigned long x) {
    long result = 0;
loop:
    result += x & 0x1;
    x >>= 1;
    if(x) goto loop;
    return result;
}
```




Register	Use(s)
%rdi	Argument <b>x</b>
%rax	<b>result</b>

```
    movl    $0, %rax    # result = 0
.L2:                                # loop:
    movq    %rdi, %rdx
    andl    $1, %rdx    # t = x & 0x1
    addq    %rdx, %rax  # result += t
    shrq    $1, %rdi    # x >>= 1
    jne     .L2         # if (x) goto loop
    ret
```



# “Do-While” Loop Assembly

```
long pcount_goto
(unsigned long x) {
    long result = 0;
loop:
    result += x & 0x1;
    x >>= 1;
    if(x) goto loop;
    return result;
}
```



Register	Use(s)
%rdi	Argument <b>x</b>
%rax	<b>result</b>

```
    movl    $0, %rax    # result = 0
.L2:                                # loop:
    movq    %rdi, %rdx
    andl    $1, %rdx    # t = x & 0x1
    addq    %rdx, %rax  # result += t
    shrq    $1, %rdi    # x >>= 1
    jne     .L2         # if (x) goto loop
    ret
```



# General “Do-While” Translation

do-while version

```
<before>;  
do {  
    body;  
} while (A < B);  
<after>;
```



goto Version

```
    <before>  
.L1: <body>  
    if (A < B)  
        goto .L1  
<after>
```

# General “Do-While” Translation

do-while version

```
<before>;  
do {  
    body;  
} while (A < B);  
<after>;
```



goto Version

```
    <before>  
.L1: <body>  
    if (A < B)  
        goto .L1  
    <after>
```

Replace with a  
conditional jump  
instruction

# General “Do-While” Translation

do-while version

```
<before>;  
do {  
    body;  
} while (A < B);  
<after>;
```



goto Version

```
    <before>  
.L1: <body>  
    if (A < B)  
        goto .L1  
<after>
```



Assembly  
Version

```
    <before>  
.L1: <body>  
    cmpq B, A  
    jl .L1  
<after>
```

# General “While” Translation

while version

```
<before>;  
while (A < B) {  
    body;  
}  
<after>;
```

# General “While” Translation

while version

```
<before>;  
while (A < B) {  
    body;  
}  
<after>;
```



goto Version

```
<before>  
goto .L2  
.L1: <body>  
.L2: if (A < B)  
      goto .L1  
<after>
```

# General “While” Translation

while version

```
<before>;  
while (A < B) {  
    body;  
}  
<after>;
```



goto Version

```
<before>  
goto .L2  
.L1: <body>  
.L2: if (A < B)  
      goto .L1  
<after>
```



Assembly  
Version

```
<before>  
jmp .L2  
.L1: <body>  
.L2: cmpq A, B  
      jg .L1  
<after>
```



# General “While” Translation

while version

```
<before>;  
while (A < B) {  
    body;  
}  
<after>;
```



goto Version

```
<before>  
goto .L2  
.L1: <body>  
.L2: if (A < B)  
      goto .L1  
<after>
```



Assembly  
Version

```
<before>  
jmp .L2  
.L1: <body>  
.L2: cmpq A, B  
      jg .L1  
<after>
```

# General “While” Translation

while version

```
<before>;  
while (A < B) {  
    body;  
}  
<after>;
```



goto Version

```
<before>  
goto .L2  
.L1: <body>  
.L2: if (A < B)  
      goto .L1  
<after>
```



Assembly  
Version

```
<before>  
jmp .L2  
.L1: <body>  
.L2: cmpq A, B  
      jg .L1  
<after>
```

# “While” Loop Example

`while` version

```
long pcount_while
(unsigned long x) {

    long result = 0;
    while (x) {
        result += x & 0x1;
        x >>= 1;
    }
    return result;
}
```

# “While” Loop Example

## while version

```
long pcount_while
(unsigned long x) {

    long result = 0;
    while (x) {
        result += x & 0x1;
        x >>= 1;
    }
    return result;
}
```

## goto Version

```
long pcount_goto_jtm
(unsigned long x) {
    long result = 0;
    goto test;
loop:
    result += x & 0x1;
    x >>= 1;
test:
    if(x) goto loop;
    return result;
}
```

# “For” Loop Example

```
for (init; test; update) {  
    body  
}
```

# “For” Loop Example

```
for (init; test; update) {  
    body  
}
```

```
//assume unsigned int is 4 bytes  
long pcount_for (unsigned int x)  
{  
  
    size_t i;  
    long result = 0;  
    for (i = 0; i < 32; i++)  
    {  
        result += (x >> i) & 0x1;  
    }  
    return result;  
  
}
```

# “For” Loop Example

```
for (init; test; update) {  
    body  
}
```

init

i = 0

```
//assume unsigned int is 4 bytes  
long pcount_for (unsigned int x)  
{  
  
    size_t i;  
    long result = 0;  
    for (i = 0; i < 32; i++)  
    {  
        result += (x >> i) & 0x1;  
    }  
    return result;  
  
}
```

# “For” Loop Example

```
for (init; test; update) {  
    body  
}
```

init

i = 0

test

i < WSIZE

```
//assume unsigned int is 4 bytes  
long pcount_for (unsigned int x)  
{  
  
    size_t i;  
    long result = 0;  
    for (i = 0; i < 32; i++)  
    {  
        result += (x >> i) & 0x1;  
    }  
    return result;  
  
}
```



# “For” Loop Example

```
for (init; test; update) {  
    body  
}
```

```
//assume unsigned int is 4 bytes  
long pcount_for (unsigned int x)  
{  
  
    size_t i;  
    long result = 0;  
    for (i = 0; i < 32; i++)  
    {  
        result += (x >> i) & 0x1;  
    }  
    return result;  
  
}
```

init

i = 0

test

i < WSIZE

update

i++

# “For” Loop Example

```
for (init; test; update) {  
    body  
}
```

```
//assume unsigned int is 4 bytes  
long pcount_for (unsigned int x)  
{  
  
    size_t i;  
    long result = 0;  
    for (i = 0; i < 32; i++)  
    {  
        result += (x >> i) & 0x1;  
    }  
    return result;  
  
}
```

init

i = 0

test

i < WSIZE

update

i++

body

```
{  
    result += (x >> i)  
& 0x1;  
}
```

# Convert “For” Loop to “While” Loop

## For Version

```
before;  
for (init; test; update) {  
    body;  
}  
after
```

# Convert “For” Loop to “While” Loop

For Version

```
before;  
for (init; test; update) {  
    body;  
}  
after
```



While Version

```
before;  
init;  
while (test) {  
    body;  
    update;  
}  
after;
```

# Convert “For” Loop to “While” Loop

For Version

```
before;  
for (init; test; update) {  
    body;  
}  
after
```

While Version

```
before;  
init;  
while (test) {  
    body;  
    update;  
}  
after;
```

Assembly  
Version

```
before  
init  
jmp .L2  
.L1: body  
      update  
.L2: cmpq A, B  
      jg .L1  
after
```

# Convert “For” Loop to “While” Loop

For Version

```
before;  
for (init; test; update) {  
    body;  
}  
after
```

While Version

```
before;  
init;  
while (test) {  
    body;  
    update;  
}  
after;
```

Assembly  
Version

```
before  
init  
jmp .L2  
.L1: body  
      update  
.L2: cmpq A, B  
      jg .L1  
after
```

Questions?

# Today: Control Instructions

- Control: Conditional branches (`if... else...`)
- Control: Loops (`for, while`)
- Control: Switch Statements (`case... switch...`)

# Switch Statement Example

```
long switch_eg (long x, long y, long z)
{
    long w = 1;
    switch(x) {
    case 1:
        w = y*z;
        break;
    case 2:
        w = y/z;
    case 3:
        w += z;
        break;
    case 5:
    case 6:
        w -= z;
        break;
    default:
        w = 2;
    }
    return w;
}
```



# Switch Statement Example

```
long switch_eg (long x, long y, long z)
{
    long w = 1;
    switch(x) {
    case 1:
        w = y*z;
        break;
    case 2:
        w = y/z;
    case 3:
        w += z;
        break;
    case 5:
    case 6:
        w -= z;
        break;
    default:
        w = 2;
    }
    return w;
}
```

Fall-through case

# Switch Statement Example

```
long switch_eg (long x, long y, long z)
{
    long w = 1;
    switch(x) {
        case 1:
            w = y*z;
            break;
        case 2:
            w = y/z;
        case 3:
            w += z;
            break;
        case 5:
        case 6:
            w -= z;
            break;
        default:
            w = 2;
    }
    return w;
}
```

Fall-through case

Multiple case labels

# Switch Statement Example

```
long switch_eg (long x, long y, long z)
{
    long w = 1;
    switch(x) {
        case 1:
            w = y*z;
            break;
        case 2:
            w = y/z;
        case 3:
            w += z;
            break;
        case 5:
        case 6:
            w -= z;
            break;
        default:
            w = 2;
    }
    return w;
}
```

Fall-through case

Multiple case labels

For missing cases,  
fall back to default

# Switch Statement Example

```
long switch_eg (long x, long y, long z)
{
    long w = 1;
    switch(x) {
        case 1:
            w = y*z;
            break;
        case 2:
            w = y/z;
        case 3:
            w += z;
            break;
        case 5:
        case 6:
            w -= z;
            break;
        default:
            w = 2;
    }
    return w;
}
```

Fall-through case

Multiple case labels

For missing cases,  
fall back to default

Converting to a cascade of if-else statements is simple, but cumbersome with too many cases.

# Implementing Switch Using Jump Table

## Switch Form

```
switch(x) {  
  case val_0:  
    Block 0  
  case val_1:  
    Block 1  
  
  ....  
  case val_n-1:  
    Block n-1  
}
```

# Implementing Switch Using Jump Table

## Switch Form

```
switch(x) {  
  case val_0:  
    Block 0  
  case val_1:  
    Block 1  
  
  ....  
  case val_n-1:  
    Block n-1  
}
```

## Jump Targets

Targ0: Code Block  
0

Targ1: Code Block  
1

Targ2: Code Block  
2

•  
•  
•

Targ $n-1$ : Code Block  
 $n-1$

# Implementing Switch Using Jump Table

Switch Form

```
switch(x) {  
  case val_0:  
    Block 0  
  case val_1:  
    Block 1  
  
  ....  
  case val_n-1:  
    Block n-1  
}
```

Jump Table

JTab:

Targ0
Targ1
Targ2
•
•
•
Targn-1

Jump Targets

Targ0: Code Block 0

Targ1: Code Block 1

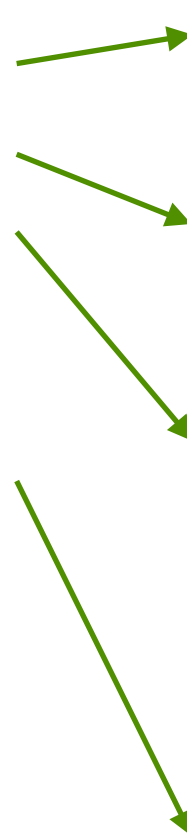
Targ2: Code Block 2

•

•

•

Targn-1: Code Block n-1

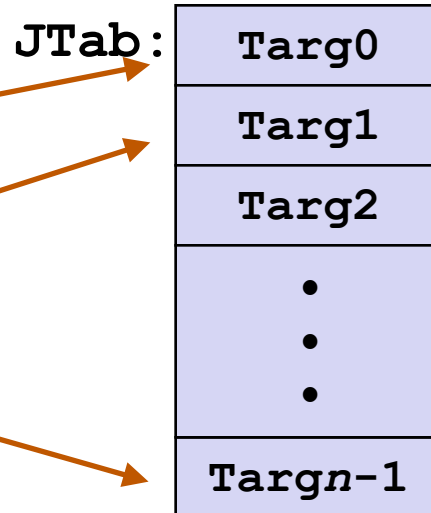


# Implementing Switch Using Jump Table

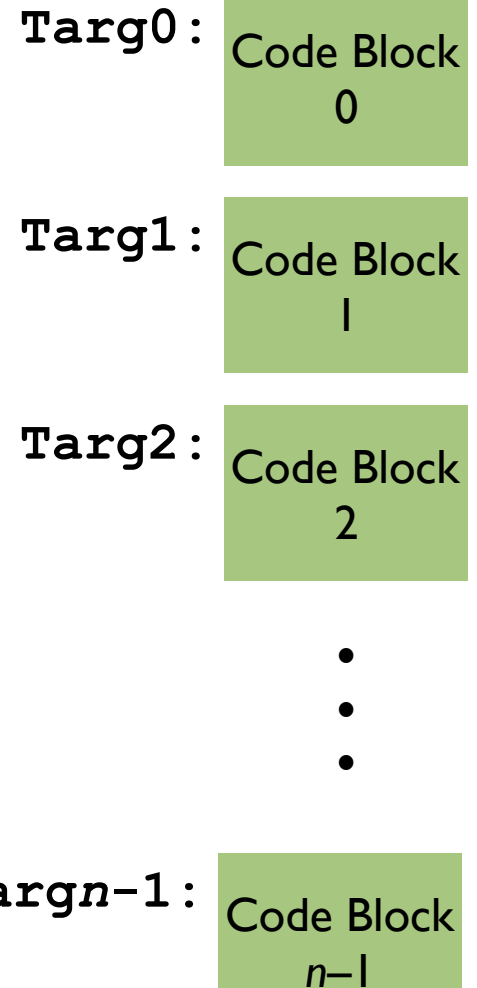
Switch Form

```
switch(x) {  
  case val_0:  
    Block 0  
  case val_1:  
    Block 1  
  
  ....  
  case val_n-1:  
    Block n-1  
}
```

Jump Table

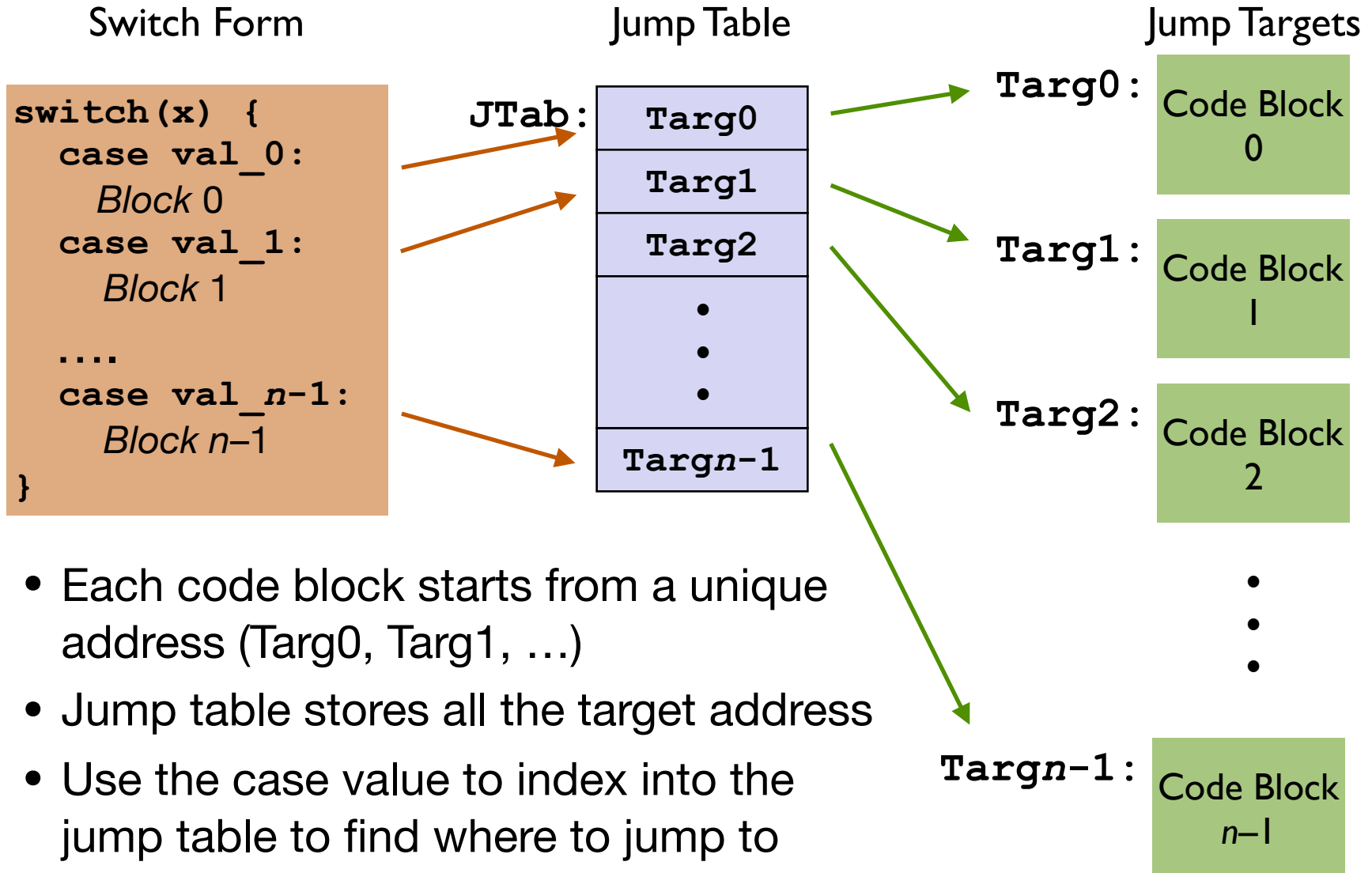


Jump Targets





# Implementing Switch Using Jump Table



# Jump Table in Assembly


```
.section .rodata
.align 8
.L4:
.quad .L8 # x = 0
.quad .L3 # x = 1
.quad .L5 # x = 2
.quad .L9 # x = 3
.quad .L8 # x = 4
.quad .L7 # x = 5
.quad .L7 # x = 6
```

```
switch(x) {
case 1:      // .L3
    w = y*z;
    break;
case 2:      // .L5
    w = y/z;
    /* Fall Through */
case 3:      // .L9
    w += z;
    break;
case 5:
case 6:      // .L7
    w -= z;
    break;
default:    // .L8
    w = 2;
}
```

# Jump Table in Assembly

```
.section .rodata
.align 8
.L4:
.quad .L8 # x = 0
.quad .L3 # x = 1
.quad .L5 # x = 2
.quad .L9 # x = 3
.quad .L8 # x = 4
.quad .L7 # x = 5
.quad .L7 # x = 6
```


```
switch(x) {
case 1:      // .L3
    w = y*z;
    break;
case 2:      // .L5
    w = y/z;
    /* Fall Through */
case 3:      // .L9
    w += z;
    break;
case 5:
case 6:      // .L7
    w -= z;
    break;
default:    // .L8
    w = 2;
}
```



# Jump Table in Assembly

```
.section .rodata
.align 8
.L4:
.quad .L8 # x = 0
.quad .L3 # x = 1
.quad .L5 # x = 2
.quad .L9 # x = 3
.quad .L8 # x = 4
.quad .L7 # x = 5
.quad .L7 # x = 6
```

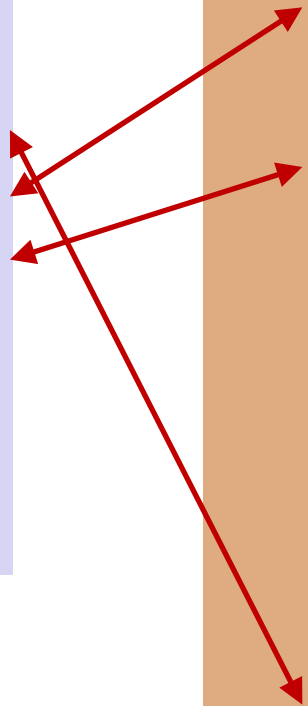
```
switch(x) {
case 1:      // .L3
    w = y*z;
    break;
case 2:      // .L5
    w = y/z;
    /* Fall Through */
case 3:      // .L9
    w += z;
    break;
case 5:
case 6:      // .L7
    w -= z;
    break;
default:    // .L8
    w = 2;
}
```



# Jump Table in Assembly

```
.section .rodata
.align 8
.L4:
.quad .L8 # x = 0
.quad .L3 # x = 1
.quad .L5 # x = 2
.quad .L9 # x = 3
.quad .L8 # x = 4
.quad .L7 # x = 5
.quad .L7 # x = 6
```

```
switch(x) {
case 1:      // .L3
    w = y*z;
    break;
case 2:      // .L5
    w = y/z;
    /* Fall Through */
case 3:      // .L9
    w += z;
    break;
case 5:
case 6:      // .L7
    w -= z;
    break;
default:    // .L8
    w = 2;
}
```



# Jump Table in Assembly

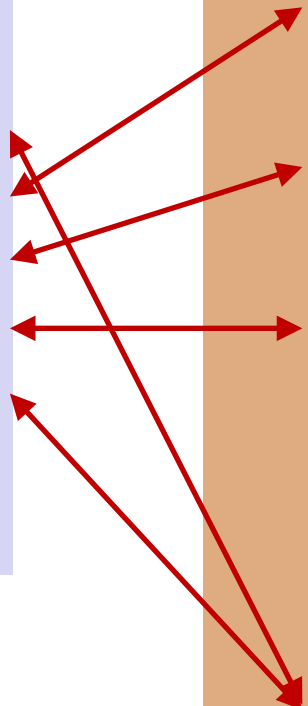
```
.section .rodata
.align 8
.L4:
.quad .L8 # x = 0
.quad .L3 # x = 1
.quad .L5 # x = 2
.quad .L9 # x = 3
.quad .L8 # x = 4
.quad .L7 # x = 5
.quad .L7 # x = 6
```

```
switch(x) {
case 1:      // .L3
    w = y*z;
    break;
case 2:      // .L5
    w = y/z;
    /* Fall Through */
case 3:      // .L9
    w += z;
    break;
case 5:
case 6:      // .L7
    w -= z;
    break;
default:    // .L8
    w = 2;
}
```

# Jump Table in Assembly

```
.section .rodata
.align 8
.L4:
.quad .L8 # x = 0
.quad .L3 # x = 1
.quad .L5 # x = 2
.quad .L9 # x = 3
.quad .L8 # x = 4
.quad .L7 # x = 5
.quad .L7 # x = 6
```

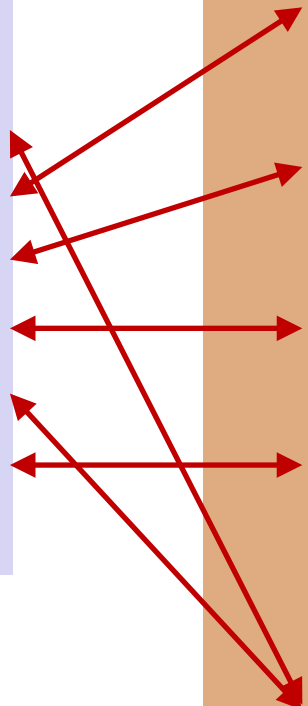
```
switch(x) {
case 1:      // .L3
    w = y*z;
    break;
case 2:      // .L5
    w = y/z;
    /* Fall Through */
case 3:      // .L9
    w += z;
    break;
case 5:
case 6:      // .L7
    w -= z;
    break;
default:    // .L8
    w = 2;
}
```



# Jump Table in Assembly

```
.section .rodata
.align 8
.L4:
.quad .L8 # x = 0
.quad .L3 # x = 1
.quad .L5 # x = 2
.quad .L9 # x = 3
.quad .L8 # x = 4
.quad .L7 # x = 5
.quad .L7 # x = 6
```

```
switch(x) {
case 1:      // .L3
    w = y*z;
    break;
case 2:      // .L5
    w = y/z;
    /* Fall Through */
case 3:      // .L9
    w += z;
    break;
case 5:
case 6:      // .L7
    w -= z;
    break;
default:    // .L8
    w = 2;
}
```

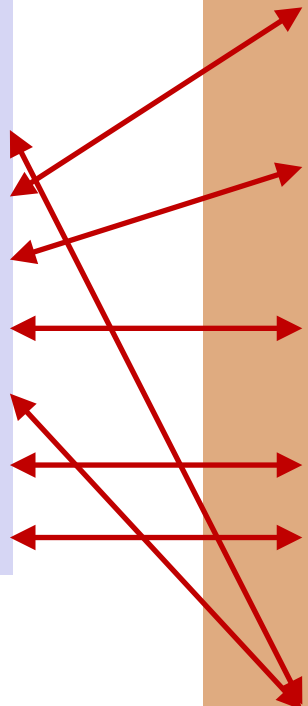




# Jump Table in Assembly

```
.section .rodata
.align 8
.L4:
.quad .L8 # x = 0
.quad .L3 # x = 1
.quad .L5 # x = 2
.quad .L9 # x = 3
.quad .L8 # x = 4
.quad .L7 # x = 5
.quad .L7 # x = 6
```

```
switch(x) {
case 1:      // .L3
    w = y*z;
    break;
case 2:      // .L5
    w = y/z;
    /* Fall Through */
case 3:      // .L9
    w += z;
    break;
case 5:
case 6:      // .L7
    w -= z;
    break;
default:    // .L8
    w = 2;
}
```



# Assembly Directives (Pseudo-Ops)

```
.section .rodata
    .align 8
.L4:
    .quad .L8 # x = 0
    .quad .L3 # x = 1
    .quad .L5 # x = 2
    .quad .L9 # x = 3
    .quad .L8 # x = 4
    .quad .L7 # x = 5
    .quad .L7 # x = 6
```

- Directives:
  - Not real instructions, but assist assembler. Think of them as messages to help the assembler in the assembly process.

# Assembly Directives (Pseudo-Ops)

```
.section .rodata
.align 8
.L4:
.quad .L8 # x = 0
.quad .L3 # x = 1
.quad .L5 # x = 2
.quad .L9 # x = 3
.quad .L8 # x = 4
.quad .L7 # x = 5
.quad .L7 # x = 6
```

- **.quad**: tells the assembler to set aside the next 8 bytes in memory and initialize with the value of the operand (a label here, which itself is an address)

- Directives:

- Not real instructions, but assist assembler. Think of them as messages to help the assembler in the assembly process.

# Assembly Directives (Pseudo-Ops)

```
.section .rodata
.align 8
.L4:
.quad .L8 # x = 0
.quad .L3 # x = 1
.quad .L5 # x = 2
.quad .L9 # x = 3
.quad .L8 # x = 4
.quad .L7 # x = 5
.quad .L7 # x = 6
```

- **.quad**: tells the assembler to set aside the next 8 bytes in memory and initialize with the value of the operand (a label here, which itself is an address)
  - **.align**: tells the assembler that addresses of the the following data will be aligned to 8 bytes
- Directives:
    - Not real instructions, but assist assembler. Think of them as messages to help the assembler in the assembly process.

# Assembly Directives (Pseudo-Ops)

```
.section .rodata
.align 8
.L4:
.quad .L8 # x = 0
.quad .L3 # x = 1
.quad .L5 # x = 2
.quad .L9 # x = 3
.quad .L8 # x = 4
.quad .L7 # x = 5
.quad .L7 # x = 6
```

- **Directives:**

- Not real instructions, but assist assembler. Think of them as messages to help the assembler in the assembly process.

- **.quad**: tells the assembler to set aside the next 8 bytes in memory and initialize with the value of the operand (a label here, which itself is an address)
- **.align**: tells the assembler that addresses of the the following data will be aligned to 8 bytes
- **.section**: denotes different parts of the object file

# Assembly Directives (Pseudo-Ops)

```
.section .rodata
.align 8
.L4:
.quad .L8 # x = 0
.quad .L3 # x = 1
.quad .L5 # x = 2
.quad .L9 # x = 3
.quad .L8 # x = 4
.quad .L7 # x = 5
.quad .L7 # x = 6
```

- Directives:

- Not real instructions, but assist assembler. Think of them as messages to help the assembler in the assembly process.

- **.quad**: tells the assembler to set aside the next 8 bytes in memory and initialize with the value of the operand (a label here, which itself is an address)
- **.align**: tells the assembler that addresses of the the following data will be aligned to 8 bytes
- **.section**: denotes different parts of the object file
- **.rodata**: read-only data section

# Code Blocks (x == 1)

```
.section .rodata
    .align 8
.L4:
    .quad .L8 # x = 0
    .quad .L3 # x = 1
    .quad .L5 # x = 2
    .quad .L9 # x = 3
    .quad .L8 # x = 4
    .quad .L7 # x = 5
    .quad .L7 # x = 6
```

# Code Blocks (x == 1)

```
.section .rodata
    .align 8
.L4:
    .quad .L8 # x = 0
    .quad .L3 # x = 1
    .quad .L5 # x = 2
    .quad .L9 # x = 3
    .quad .L8 # x = 4
    .quad .L7 # x = 5
    .quad .L7 # x = 6
```

```
switch(x) {
case 1:      // .L3
    w = y*z;
    break;
    ...
}
```



# Code Blocks (x == 1)

```
.section .rodata
.align 8
.L4:
.quad .L8 # x = 0
.quad .L3 # x = 1
.quad .L5 # x = 2
.quad .L9 # x = 3
.quad .L8 # x = 4
.quad .L7 # x = 5
.quad .L7 # x = 6
```

```
switch(x) {
case 1:      // .L3
    w = y*z;
    break;
    ...
}
```

Register	Use(s)
%rdi	Argument <b>x</b>
%rsi	Argument <b>y</b>
%rdx	Argument <b>z</b>
%rax	Return value

# Code Blocks (x == 1)

```
.section .rodata
.align 8
.L4:
.quad .L8 # x = 0
.quad .L3 # x = 1
.quad .L5 # x = 2
.quad .L9 # x = 3
.quad .L8 # x = 4
.quad .L7 # x = 5
.quad .L7 # x = 6
```

```
switch(x) {
case 1:      // .L3
    w = y*z;
    break;
    ...
}
```

Register	Use(s)
%rdi	Argument <b>x</b>
%rsi	Argument <b>y</b>
%rdx	Argument <b>z</b>
%rax	Return value

```
.L3:
    movq    %rsi, %rax # y
    imulq   %rdx, %rax # y*z
    jmp     .done
```

# Code Blocks (x == 1)

```
.section .rodata
.align 8
.L4:
.quad .L8 # x = 0
.quad .L3 # x = 1
.quad .L5 # x = 2
.quad .L9 # x = 3
.quad .L8 # x = 4
.quad .L7 # x = 5
.quad .L7 # x = 6
```

```
switch(x) {
case 1:      // .L3
    w = y*z;
    break;
    ...
}
```

Register	Use(s)
%rdi	Argument <b>x</b>
%rsi	Argument <b>y</b>
%rdx	Argument <b>z</b>
%rax	Return value

```
.L3:
    movq    %rsi, %rax # y
    imulq  %rdx, %rax # y*z
    jmp    .done
```

# Code Blocks (x == 2, x == 3)

```
.section .rodata
    .align 8
.L4:
    .quad .L8 # x = 0
    .quad .L3 # x = 1
    .quad .L5 # x = 2
    .quad .L9 # x = 3
    .quad .L8 # x = 4
    .quad .L7 # x = 5
    .quad .L7 # x = 6
```

# Code Blocks (x == 2, x == 3)

```
.section .rodata
    .align 8
.L4:
    .quad .L8 # x = 0
    .quad .L3 # x = 1
    .quad .L5 # x = 2
    .quad .L9 # x = 3
    .quad .L8 # x = 4
    .quad .L7 # x = 5
    .quad .L7 # x = 6
```

```
switch(x) {
...
case 2:      // .L5
    w = y/z;
    /* Fall Through */
case 3:      // .L9
    w += z;
    break;
...
}
```

# Code Blocks (x == 2, x == 3)

```
.section .rodata
.align 8
.L4:
.quad .L8 # x = 0
.quad .L3 # x = 1
.quad .L5 # x = 2
.quad .L9 # x = 3
.quad .L8 # x = 4
.quad .L7 # x = 5
.quad .L7 # x = 6
```

```
switch(x) {
...
case 2:      // .L5
    w = y/z;
    /* Fall Through */
case 3:      // .L9
    w += z;
    break;
...
}
```

Register	Use(s)
%rdi	Argument <b>x</b>
%rsi	Argument <b>y</b>
%rdx	Argument <b>z</b>
%rax	Return value

# Code Blocks (x == 2, x == 3)

```
.section .rodata
.align 8
.L4:
.quad .L8 # x = 0
.quad .L3 # x = 1
.quad .L5 # x = 2
.quad .L9 # x = 3
.quad .L8 # x = 4
.quad .L7 # x = 5
.quad .L7 # x = 6
```

```
switch(x) {
...
case 2:      // .L5
    w = y/z;
    /* Fall Through */
case 3:      // .L9
    w += z;
    break;
...
}
```

Register	Use(s)
%rdi	Argument <b>x</b>
%rsi	Argument <b>y</b>
%rdx	Argument <b>z</b>
%rax	Return value

```
.L5:                                     # Case 2
    movq    %rsi, %rax
    cqto
    idivq   %rcx                          # y/z

.L9:                                     # Case 3
    addq    %rcx, %rax # w += z
    jmp     .done
```

# Code Blocks (x == 2, x == 3)

```
.section .rodata
.align 8
.L4:
.quad .L8 # x = 0
.quad .L3 # x = 1
.quad .L5 # x = 2
.quad .L9 # x = 3
.quad .L8 # x = 4
.quad .L7 # x = 5
.quad .L7 # x = 6
```

```
switch(x) {
...
case 2:      // .L5
    w = y/z;
    /* Fall Through */
case 3:      // .L9
    w += z;
    break;
...
}
```

Register	Use(s)
%rdi	Argument <b>x</b>
%rsi	Argument <b>y</b>
%rdx	Argument <b>z</b>
%rax	Return value

```
.L5:                                     # Case 2
    movq    %rsi, %rax
    cqto
    idivq   %rcx      # y/z
.L9:                                     # Case 3
    addq   %rcx, %rax # w += z
    jmp    .done
```



# Code Blocks (x == 5, x == 6, default)

```
.section .rodata
    .align 8
.L4:
    .quad .L8 # x = 0
    .quad .L3 # x = 1
    .quad .L5 # x = 2
    .quad .L9 # x = 3
    .quad .L8 # x = 4
    .quad .L7 # x = 5
    .quad .L7 # x = 6
```

# Code Blocks (x == 5, x == 6, default)

```
.section .rodata
    .align 8
.L4:
    .quad .L8 # x = 0
    .quad .L3 # x = 1
    .quad .L5 # x = 2
    .quad .L9 # x = 3
    .quad .L8 # x = 4
    .quad .L7 # x = 5
    .quad .L7 # x = 6
```

```
switch(x) {
...
case 5: // .L7
case 6: // .L7
    w -= z;
    break;
default: // .L8
    w = 2;
}
```

# Code Blocks (x == 5, x == 6, default)

```
.section .rodata
.align 8
.L4:
.quad .L8 # x = 0
.quad .L3 # x = 1
.quad .L5 # x = 2
.quad .L9 # x = 3
.quad .L8 # x = 4
.quad .L7 # x = 5
.quad .L7 # x = 6
```

```
switch(x) {
...
case 5: // .L7
case 6: // .L7
    w -= z;
    break;
default: // .L8
    w = 2;
}
```

Register	Use(s)
%rdi	Argument <b>x</b>
%rsi	Argument <b>y</b>
%rdx	Argument <b>z</b>
%rax	Return value

# Code Blocks (x == 5, x == 6, default)

```
.section .rodata
.align 8
.L4:
.quad .L8 # x = 0
.quad .L3 # x = 1
.quad .L5 # x = 2
.quad .L9 # x = 3
.quad .L8 # x = 4
.quad .L7 # x = 5
.quad .L7 # x = 6
```

```
switch(x) {
...
case 5: // .L7
case 6: // .L7
    w -= z;
    break;
default: // .L8
    w = 2;
}
```

Register	Use(s)
%rdi	Argument x
%rsi	Argument y
%rdx	Argument z
%rax	Return value

```
.L7: # Case 5,6
    subq %rdx, %rax # w -= z
    jmp .done
.L8: # Default:
    movl $2, %eax # 2
    jmp .done
```

# Code Blocks (x == 5, x == 6, default)

```
.section .rodata
.align 8
.L4:
.quad .L8 # x = 0
.quad .L3 # x = 1
.quad .L5 # x = 2
.quad .L9 # x = 3
.quad .L8 # x = 4
.quad .L7 # x = 5
.quad .L7 # x = 6
```

```
switch(x) {
...
case 5: // .L7
case 6: // .L7
    w -= z;
    break;
default: // .L8
    w = 2;
}
```

Register	Use(s)
%rdi	Argument x
%rsi	Argument y
%rdx	Argument z
%rax	Return value

```
.L7: # Case 5,6
subq %rdx, %rax # w -= z
jmp .done
.L8: # Default:
movl $2, %eax # 2
jmp .done
```

# Code Blocks (x == 5, x == 6, default)

```
.section .rodata
.align 8
.L4:
.quad .L8 # x = 0
.quad .L3 # x = 1
.quad .L5 # x = 2
.quad .L9 # x = 3
.quad .L8 # x = 4
.quad .L7 # x = 5
.quad .L7 # x = 6
```

```
switch(x) {
...
case 5: // .L7
case 6: // .L7
    w -= z;
    break;
default: // .L8
    w = 2;
}
```

Register	Use(s)
%rdi	Argument x
%rsi	Argument y
%rdx	Argument z
%rax	Return value

```
.L7: # Case 5,6
    subq %rdx, %rax # w -= z
    jmp .done
.L8: # Default:
    movl $2, %eax # 2
    jmp .done
```

# Jump Table and Jump Targets

## Jump Table

```
.section .rodata
    .align 8
.L4:
    .quad .L8 # x = 0
    .quad .L3 # x = 1
    .quad .L5 # x = 2
    .quad .L9 # x = 3
    .quad .L8 # x = 4
    .quad .L7 # x = 5
    .quad .L7 # x = 6
```

## Jump Targets

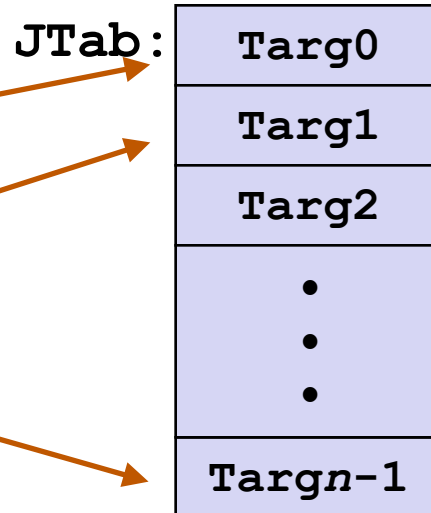
```
.L3:                                # Case 1
    movq   %rsi, %rax
    imulq  %rdx, %rax
    jmp    .done
.L5:                                # Case 2
    movq   %rsi, %rax
    cqto
    idivq  %rcx
.L9:                                # Case 3
    addq   %rcx, %rax
    jmp    .done
.L7:                                # Case 5,6
    subq   %rdx, %rax
    jmp    .done
.L8:                                # Default
    movl   $2, %eax
    jmp    .done
```

# Implementing Switch Using Jump Table

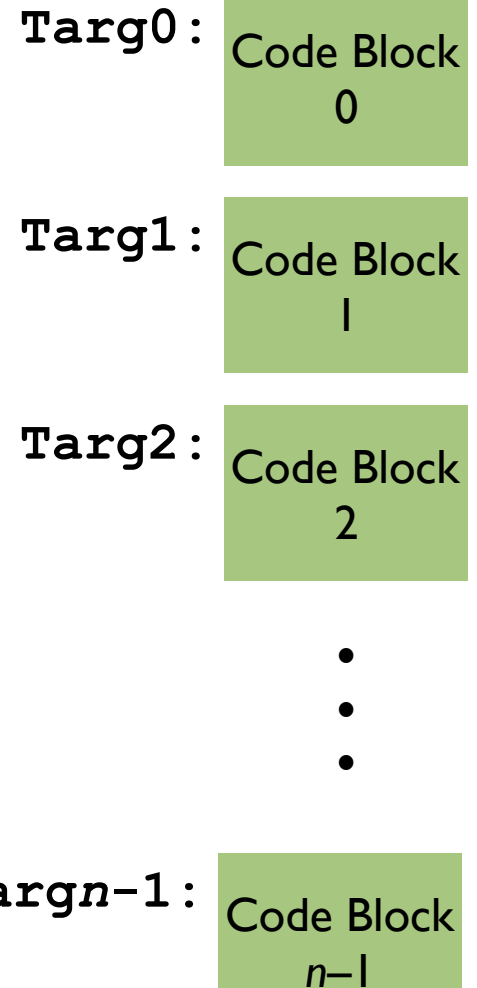
Switch Form

```
switch(x) {  
  case val_0:  
    Block 0  
  case val_1:  
    Block 1  
  
  ....  
  case val_n-1:  
    Block n-1  
}
```

Jump Table



Jump Targets





# Implementing Switch Using Jump Table

Switch Form

```
switch(x) {  
  case val_0:  
    Block 0  
  case val_1:  
    Block 1  
  
  ....  
  case val_n-1:  
    Block n-1  
}
```

Jump Table

.L4:	.L8
	.L3
	.L5
	• • •
	.L7

Jump Targets

.L8: Code Block 0

.L3: Code Block 1

.L5: Code Block 2

•  
•  
•

.L7: Code Block n-1

# Implementing Switch Using Jump Table

Switch Form

```
switch(x) {  
  case val_0:  
    Block 0  
  case val_1:  
    Block 1  
  
  ....  
  case val_n-1:  
    Block n-1  
}
```

Jump Table

.L4:	.L8
	.L3
	.L5
	•
	•
	•
	.L7

Jump Targets

.L8:	Code Block 0
.L3:	Code Block 1
.L5:	Code Block 2
	•
	•
	•
.L7:	Code Block n-1

- The only thing left...
  - How do we jump to different locations in the jump table depending on the case value?

# Indirect Jump Instruction

```
.section .rodata
    .align 8
.L4:
    .quad .L8 # x = 0
    .quad .L3 # x = 1
    .quad .L5 # x = 2
    .quad .L9 # x = 3
    .quad .L8 # x = 4
    .quad .L7 # x = 5
    .quad .L7 # x = 6
```

# Indirect Jump Instruction

Address we want =  $.L4 + 8 * x$

```
.section .rodata
.align 8
.L4:
.quad .L8 # x = 0
.quad .L3 # x = 1
.quad .L5 # x = 2
.quad .L9 # x = 3
.quad .L8 # x = 4
.quad .L7 # x = 5
.quad .L7 # x = 6
```

# Indirect Jump Instruction

Address we want =  $.L4 + 8 * x$

```
.section .rodata
.align 8
.L4:
.quad .L8 # x = 0
.quad .L3 # x = 1
.quad .L5 # x = 2
.quad .L9 # x = 3
.quad .L8 # x = 4
.quad .L7 # x = 5
.quad .L7 # x = 6
```

```
# assume x in %rdi
movq .L4(,%rdi,8), %rax
jmp *%rax
```

# Indirect Jump Instruction

Address we want =  $.L4 + 8 * x$

```
.section .rodata
.align 8
.L4:
.quad .L8 # x = 0
.quad .L3 # x = 1
.quad .L5 # x = 2
.quad .L9 # x = 3
.quad .L8 # x = 4
.quad .L7 # x = 5
.quad .L7 # x = 6
```

```
# assume x in %rdi
movq .L4(,%rdi,8), %rax
jmp *%rax
```

- Indirect Jump: **jmp \*%rax**
  - `%rax` specifies the address to jump to (PC = `%rax`)

# Indirect Jump Instruction

Address we want =  $.L4 + 8 * x$

```
.section .rodata
.align 8
.L4:
.quad .L8 # x = 0
.quad .L3 # x = 1
.quad .L5 # x = 2
.quad .L9 # x = 3
.quad .L8 # x = 4
.quad .L7 # x = 5
.quad .L7 # x = 6
```

```
# assume x in %rdi
movq .L4(,%rdi,8), %rax
jmp *%rax
```

- Indirect Jump: **jmp \*%rax**
  - `%rax` specifies the address to jump to (PC = `%rax`)
- Direct Jump (**jmp .L4**), directly specifies the jump address

# Indirect Jump Instruction

Address we want =  $.L4 + 8 * x$

```
.section .rodata
    .align 8
.L4:
    .quad .L8 # x = 0
    .quad .L3 # x = 1
    .quad .L5 # x = 2
    .quad .L9 # x = 3
    .quad .L8 # x = 4
    .quad .L7 # x = 5
    .quad .L7 # x = 6
```

```
# assume x in %rdi
movq  .L4(,%rdi,8), %rax
jmp   *%rax
```

- Indirect Jump: **jmp \*%rax**
  - `%rax` specifies the address to jump to (PC = `%rax`)
- Direct Jump (**jmp .L4**), directly specifies the jump address
- Indirect Jump specifies where the jump address is located



# Indirect Jump Instruction

Address we want =  $.L4 + 8 * x$

```
.section .rodata
    .align 8
.L4:
    .quad .L8 # x = 0
    .quad .L3 # x = 1
    .quad .L5 # x = 2
    .quad .L9 # x = 3
    .quad .L8 # x = 4
    .quad .L7 # x = 5
    .quad .L7 # x = 6
```

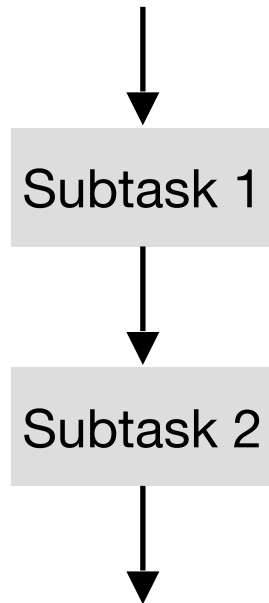
```
# assume x in %rdi
movq  .L4(,%rdi,8), %rax
jmp   *%rax
```

- Indirect Jump: **jmp \*%rax**
  - `%rax` specifies the address to jump to (PC = `%rax`)
- Direct Jump (**jmp .L4**), directly specifies the jump address
- Indirect Jump specifies where the jump address is located

```
jmp   *.L4(,%rdi,8)
```

# Summary

## Sequential



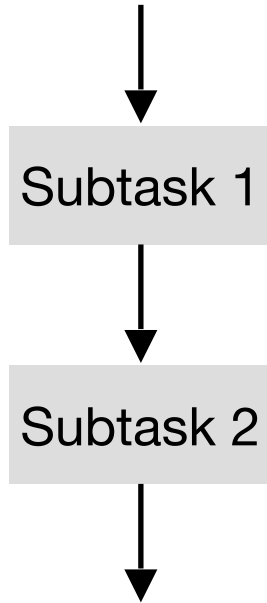
```
a = x + y;
```

```
y = a - c;
```

```
...
```

# Summary

## Sequential



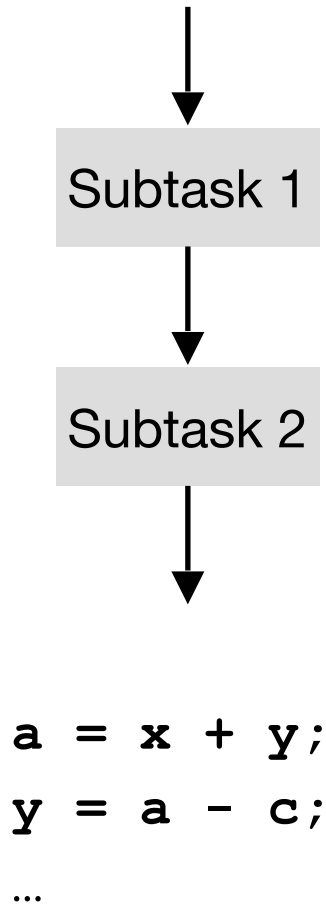
```
a = x + y;  
y = a - c;  
...
```

## Memory

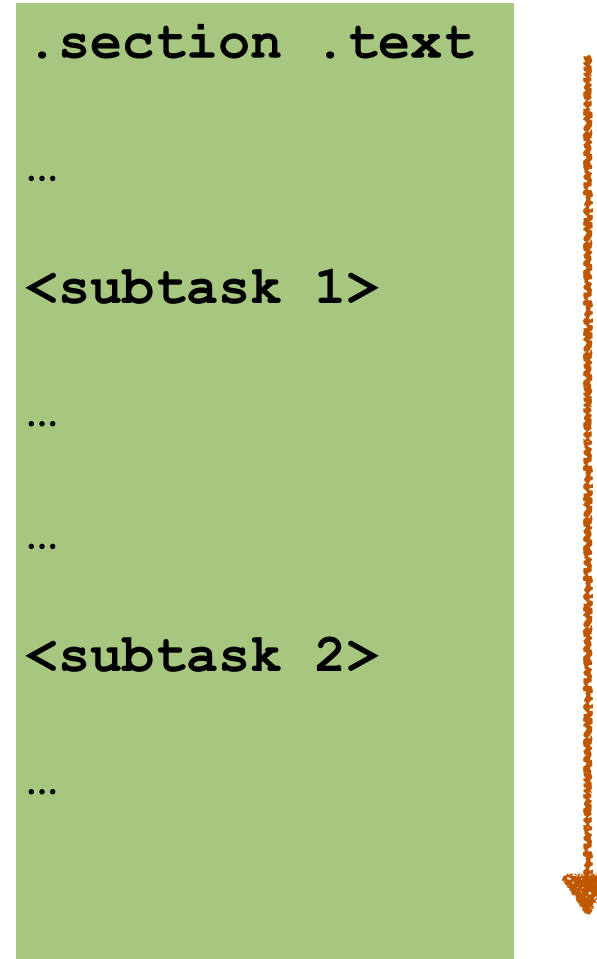
```
.section .text  
...  
<subtask 1>  
...  
...  
<subtask 2>  
...
```

# Summary

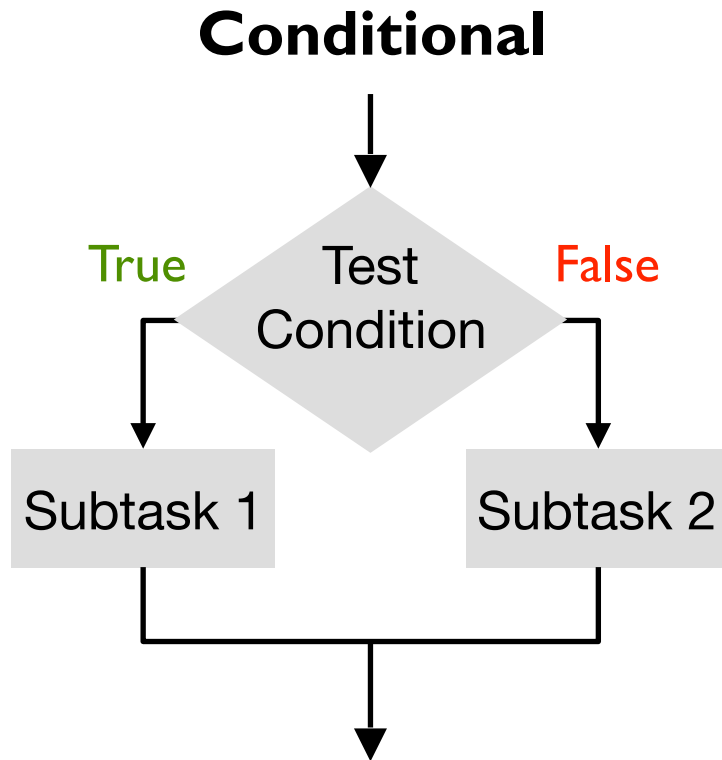
## Sequential



## Memory



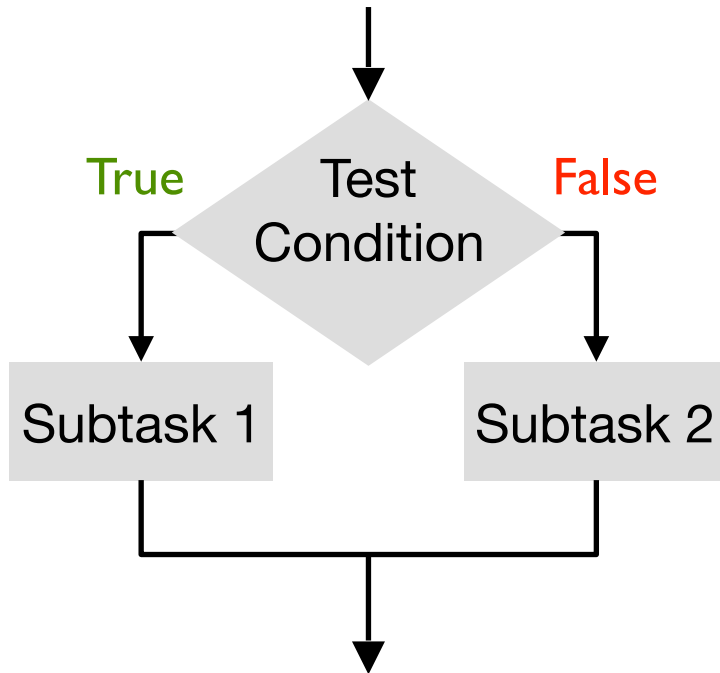
# Summary



```
if (x > y) r = x - y;  
else r = y - x;
```

# Summary

## Conditional



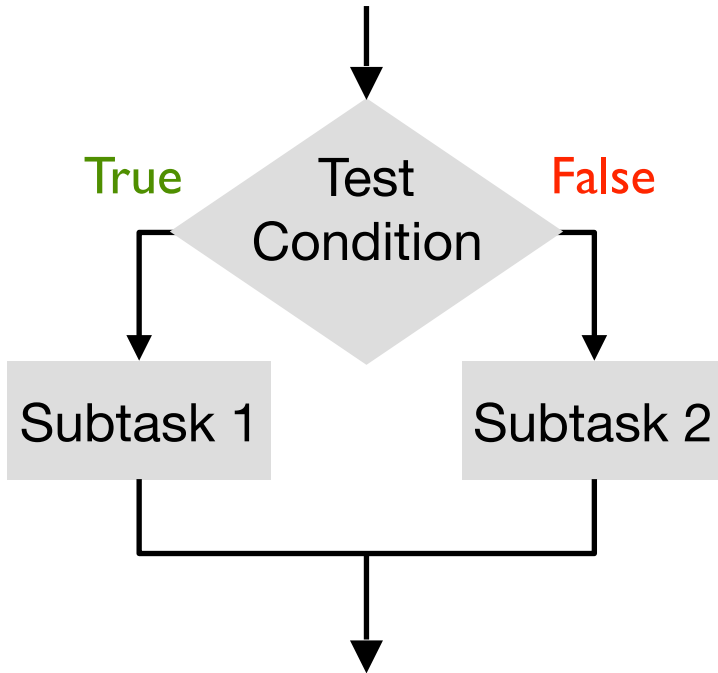
```
if (x > y) r = x - y;  
else r = y - x;
```

## Memory

```
.section .text  
  
...  
cmpq  
jle .L2  
.L1 <subtask 1>  
  
...  
  
jmp .done  
.L2 <subtask 2>  
  
...  
.done
```

# Summary

## Conditional



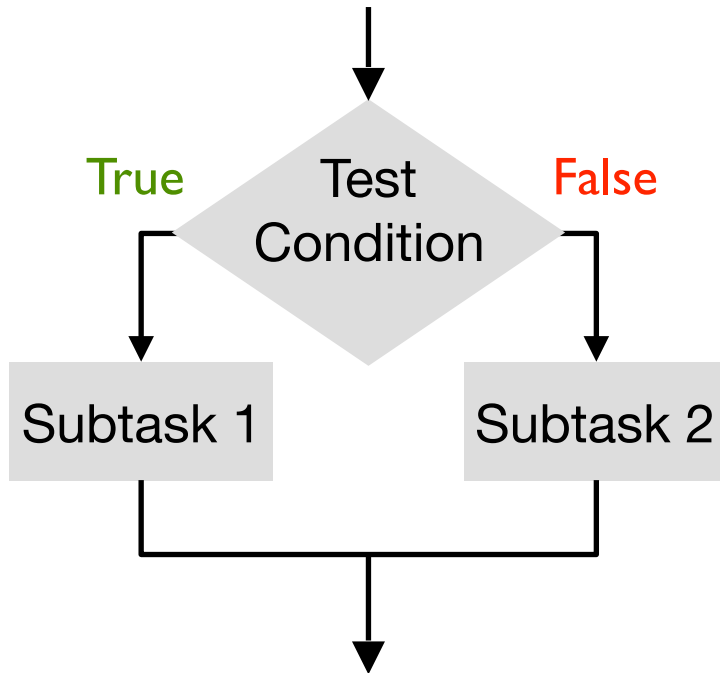
```
if (x > y) r = x - y;  
else r = y - x;
```

## Memory

```
.section .text  
  
...  
cmpq  
jle .L2  
.L1 <subtask 1>  
  
...  
  
jmp .done  
.L2 <subtask 2>  
  
...  
.done
```

# Summary


## Conditional



```
if (x > y) r = x - y;  
else r = y - x;
```

## Memory

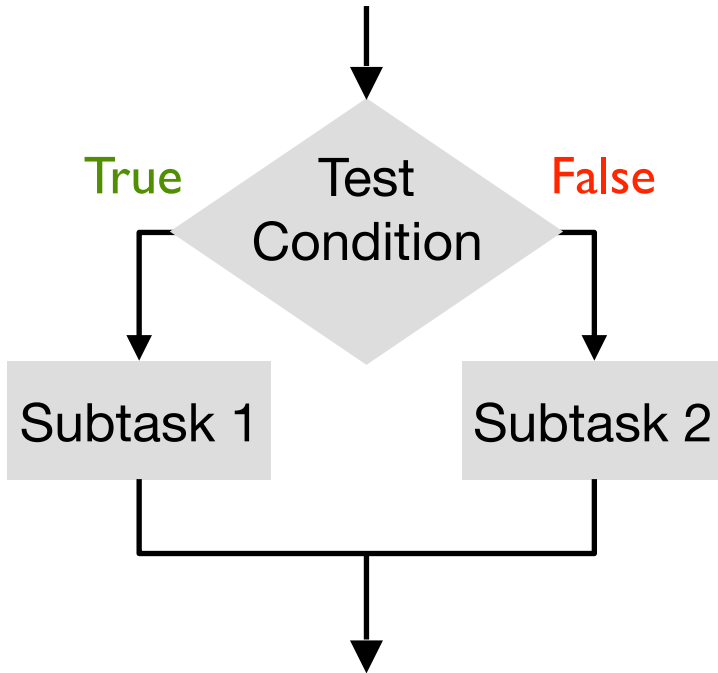
```
.section .text  
  
...  
cmpq  
jle .L2  
.L1 <subtask 1>  
  
...  
  
jmp .done  
.L2 <subtask 2>  
  
...  
.done
```





# Summary

## Conditional



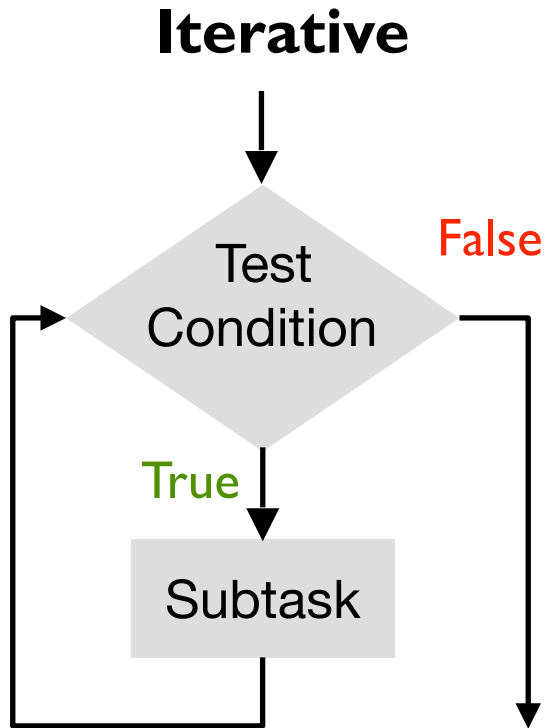
```
if (x > y) r = x - y;  
else r = y - x;
```

## Memory

```
.section .text  
  
...  
cmpq  
jle .L2  
.L1 <subtask 1>  
  
...  
  
jmp .done  
.L2 <subtask 2>  
  
...  
.done
```

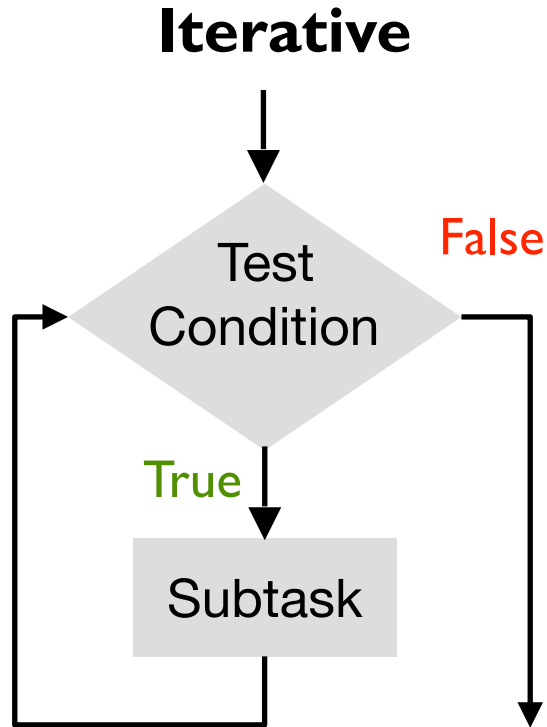


# Summary



```
while (x > 0) {  
    x-- ;  
}
```

# Summary



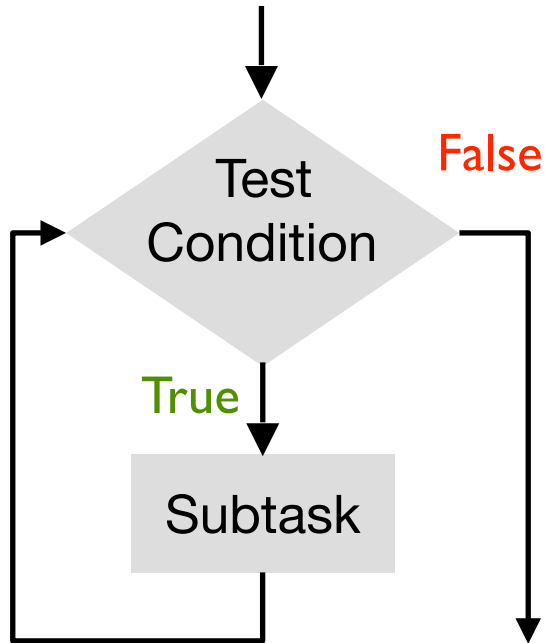
```
while (x > 0) {  
    x-- ;  
}
```

## Memory

```
.section .text  
  
...  
addq  
jmp .L2  
.L1:  
  
...  
    <subtask>  
  
...  
.L2:  
    cmpq A, B  
    jg .L1  
  
...  
...
```

# Summary

## Iterative



```
while (x > 0) {  
    x--;  
}
```

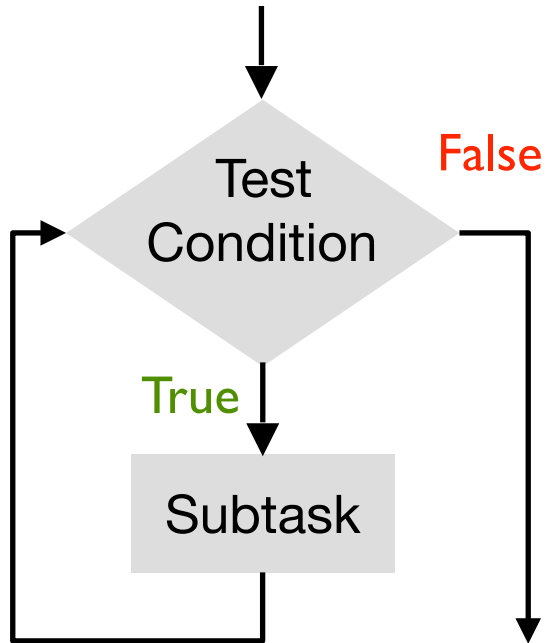
## Memory

```
.section .text  
  
...  
addq  
jmp .L2  
.L1:  
  
...  
    <subtask>  
  
...  
.L2:  
    cmpq A, B  
    jg .L1  
  
...  
...
```

A vertical orange arrow with a dotted shaft and a solid arrowhead pointing downwards, positioned to the right of the assembly code block.

# Summary

## Iterative



```
while (x > 0) {  
    x--;  
}
```

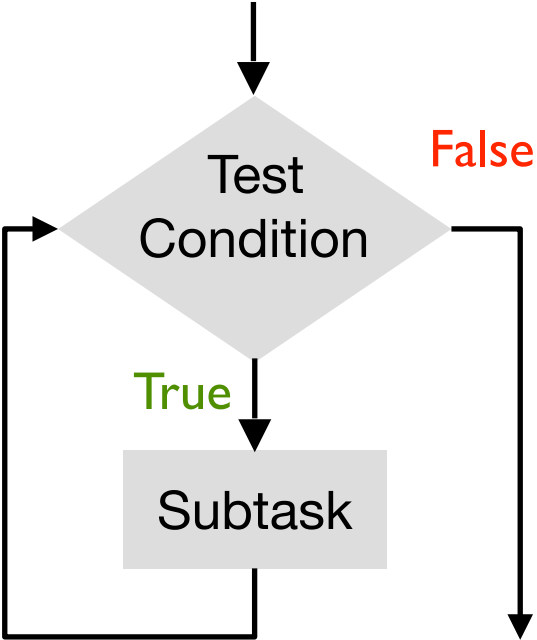
## Memory

```
.section .text  
  
...  
addq  
jmp .L2  
.L1:  
  
...  
    <subtask>  
  
...  
.L2:  
    cmpq A, B  
    jg .L1  
  
...  
...
```

A vertical orange arrow with a dotted texture points downwards on the right side of the assembly code block, indicating the sequential flow of execution from top to bottom.

# Summary

## Iterative



```
while (x > 0) {  
    x-- ;  
}
```

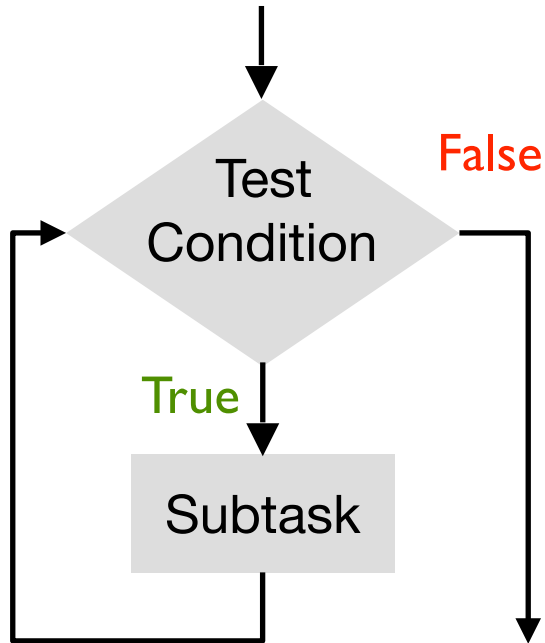
## Memory

```
.section .text  
  
...  
addq  
jmp .L2  
.L1:  
  
...  
    <subtask>  
  
...  
.L2:  
    cmpq A, B  
    jg .L1  
  
...  
...
```



# Summary

## Iterative



```
while (x > 0) {  
    x--;  
}
```

## Memory

