

CSC 252: Computer Organization

Spring 2019: Lecture 20

John Criswell Taught For Me

Instructor: ~~Yuhao Zhu~~

Department of Computer Science
University of Rochester

Action Items:

- Programming Assignment 5 is out

Today

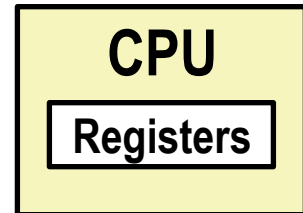
- Processes
- Process Control
- Signals

Processes

- Definition: A *process* is an instance of a running program.
 - One of the most profound ideas in computer science
 - Not the same as “program” or “processor”

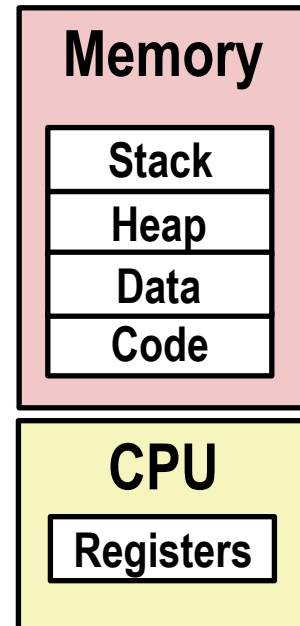
Processes

- Definition: A *process* is an instance of a running program.
 - One of the most profound ideas in computer science
 - Not the same as “program” or “processor”
- Process provides each program with two key abstractions:
 - *Logical control flow*
 - Each program seems to have exclusive use of the CPU
 - Provided by kernel mechanism called context switching

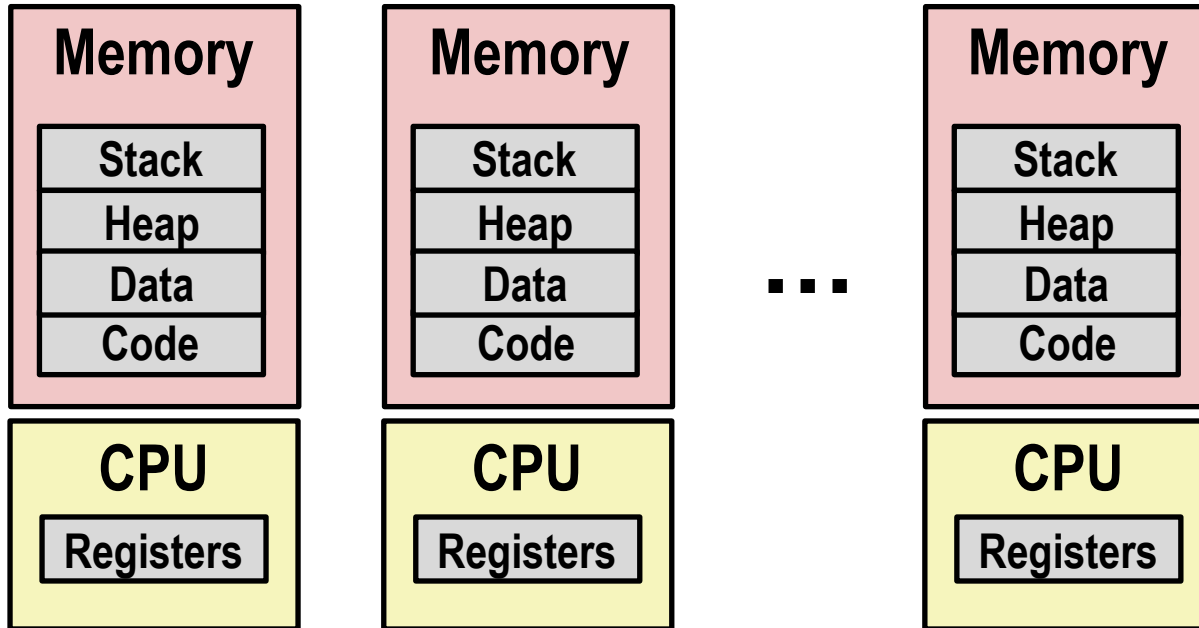


Processes

- Definition: A *process* is an instance of a running program.
 - One of the most profound ideas in computer science
 - Not the same as “program” or “processor”
- Process provides each program with two key abstractions:
 - *Logical control flow*
 - Each program seems to have exclusive use of the CPU
 - Provided by kernel mechanism called context switching
 - *Private address space*
 - Each program seems to have exclusive use of main memory.
 - Provided by kernel mechanism called virtual memory



Multiprocessing: The Illusion



- Computer runs many processes simultaneously
 - Applications for one or more users
 - Web browsers, email clients, editors, ...
 - Background tasks
 - Monitoring network & I/O devices

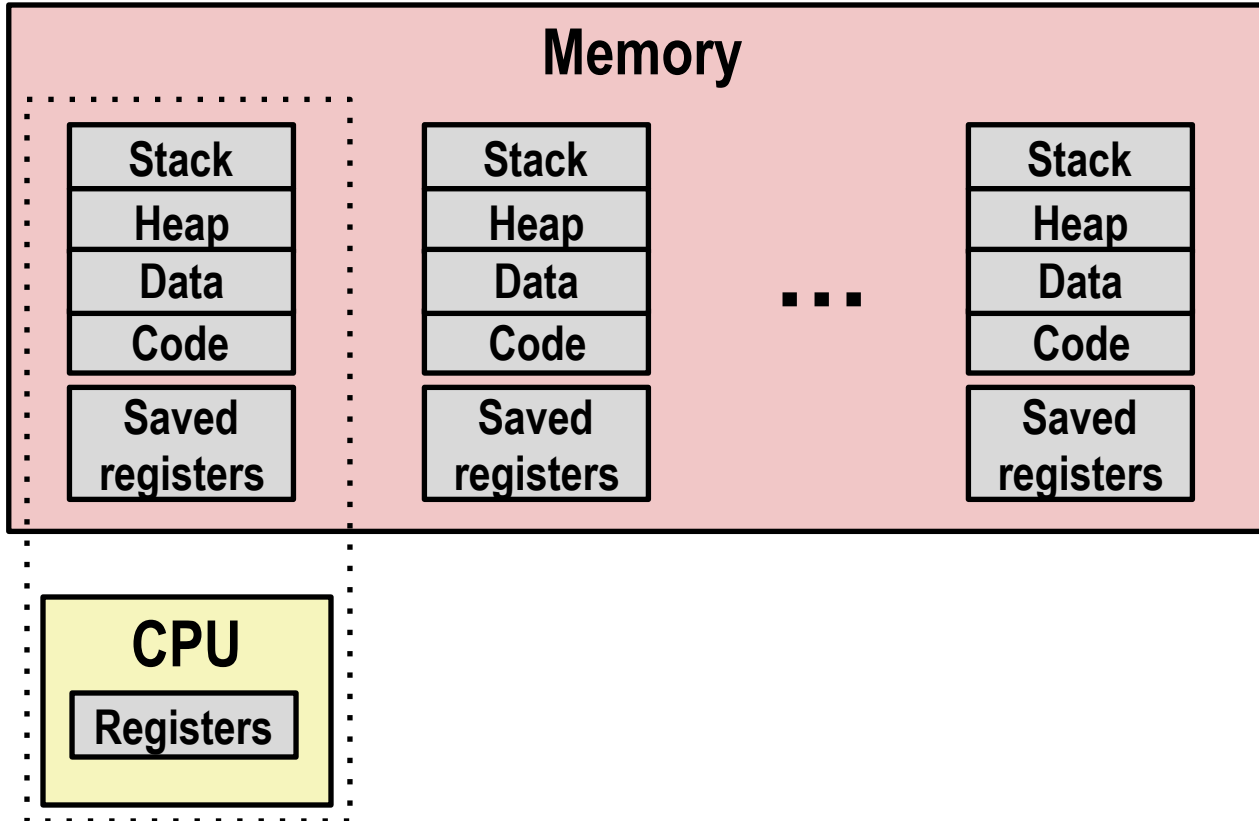
Multiprocessing Example

```
Processes: 123 total, 5 running, 9 stuck, 109 sleeping, 611 threads
Load Avg: 1.03, 1.13, 1.14 CPU usage: 3.27% user, 5.15% sys, 91.56% idle
SharedLibs: 576K resident, 0B data, 0B linkedit.
MemRegions: 27958 total, 1127M resident, 35M private, 494M shared.
PhysMem: 1039M wired, 1974M active, 1062M inactive, 4076M used, 18M free.
VM: 280G vsize, 1091M framework vsize, 23075213(1) pageins, 5843367(0) pageouts.
Networks: packets: 41046228/11G in, 66083096/77G out.
Disks: 17874391/349G read, 12847373/594G written.

PID    COMMAND      %CPU TIME    #TH  #WQ  #PORT #MREG RPRVT  RSHRD  RSIZE  VPRVT  VSIZE
99217-  Microsoft Of 0.0 02:28.34 4    1    202  418   21M   24M   21M   66M   763M
99051   usbmuxd      0.0 00:04.10 3    1    47   66    436K  216K  480K  60M   2422M
99006   iTunesHelper 0.0 00:01.23 2    1    55   78    728K  3124K 1124K 43M   2429M
84286   bash         0.0 00:00.11 1    0    20   24    224K  732K  484K  17M   2378M
84285   xterm       0.0 00:00.83 1    0    32   73    656K  872K  692K  9728K 2382M
55939-  Microsoft Ex 0.3 21:58.97 10   3    360  954   16M   65M   46M   114M  1057M
54751   sleep       0.0 00:00.00 1    0    17   20    92K   212K  360K  9632K 2370M
54739   launchdadd  0.0 00:00.00 2    1    33   50    488K  220K  1736K 48M   2409M
54737   top         6.5 00:02.53 1/1  0    30   29    1416K 216K  2124K 17M   2378M
54719   automountd  0.0 00:00.02 7    1    53   64    860K  216K  2184K 53M   2413M
54701   ocspd      0.0 00:00.05 4    1    61   54    1268K 2644K 3132K 50M   2426M
54661   Grab       0.6 00:02.75 6    3    222+ 389+  15M+  26M+  40M+  75M+  2556M+
54659   cookied    0.0 00:00.15 2    1    40   61    3316K 224K  4088K 42M   2411M
57919   ...        0.0 00:00.07 1    1    59   91    7690K 7440K 16M   49M   9470M
```

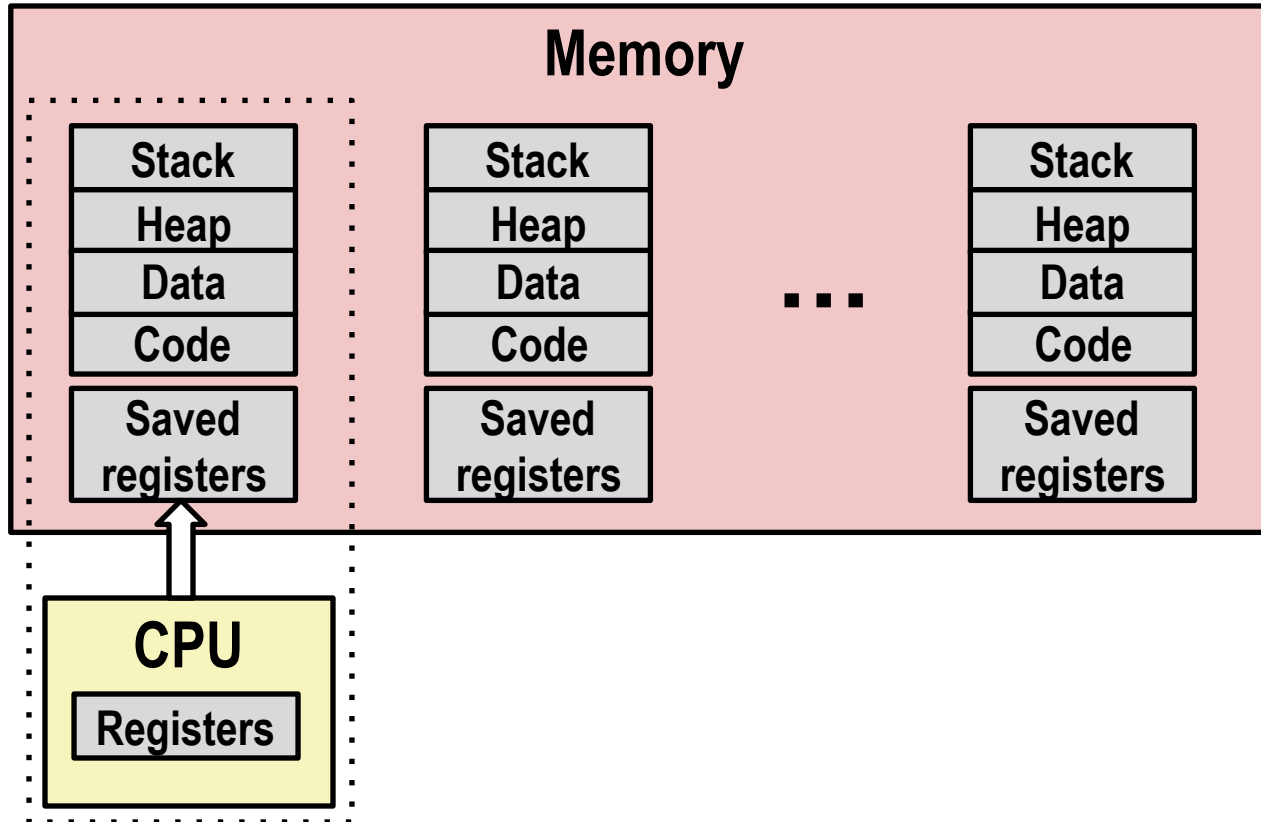
- Running program “top” on Mac
 - System has 123 processes, 5 of which are active
 - Identified by Process ID (PID)

Multiprocessing: The (Traditional) Reality



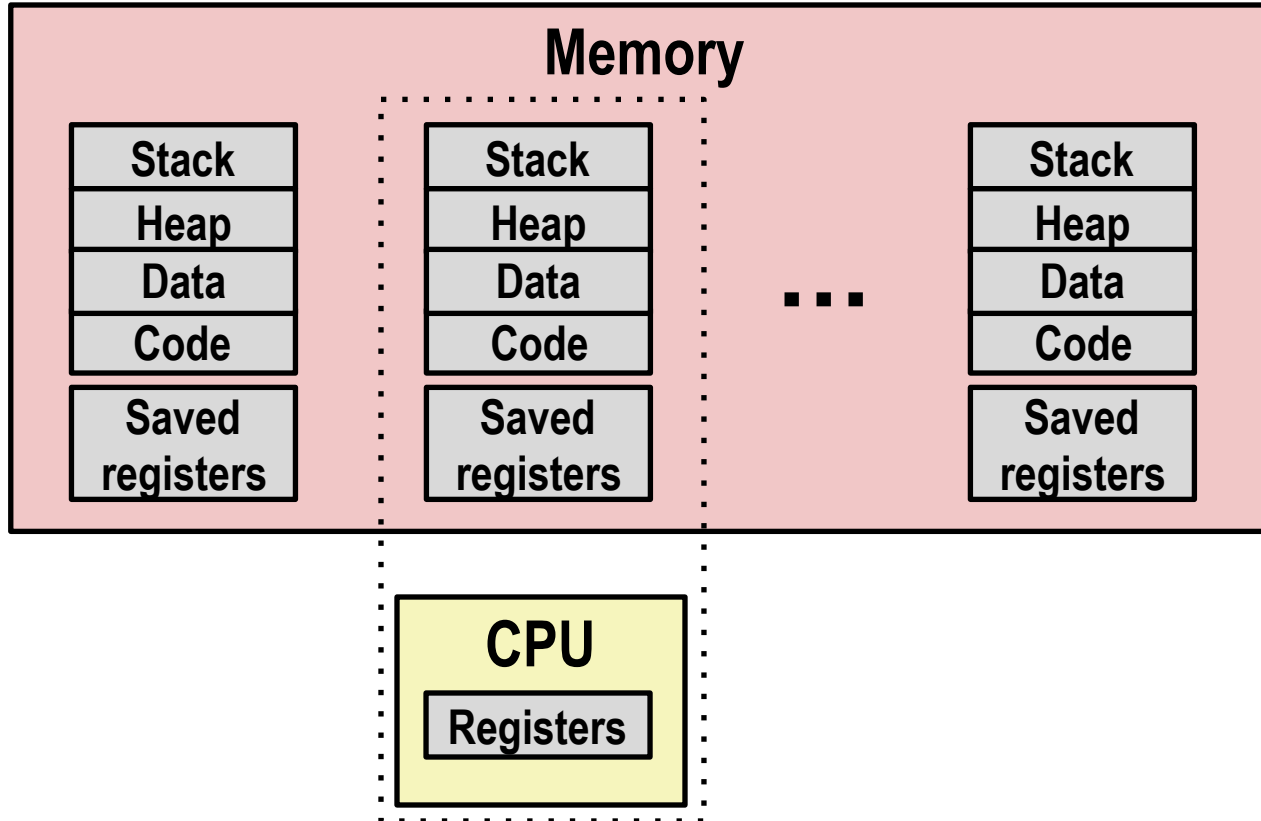
- Single processor executes multiple processes concurrently
 - Process executions interleaved (multitasking)
 - Address spaces managed by virtual memory system (later in course)
 - Register values for nonexecuting processes saved in memory

Multiprocessing: The (Traditional) Reality



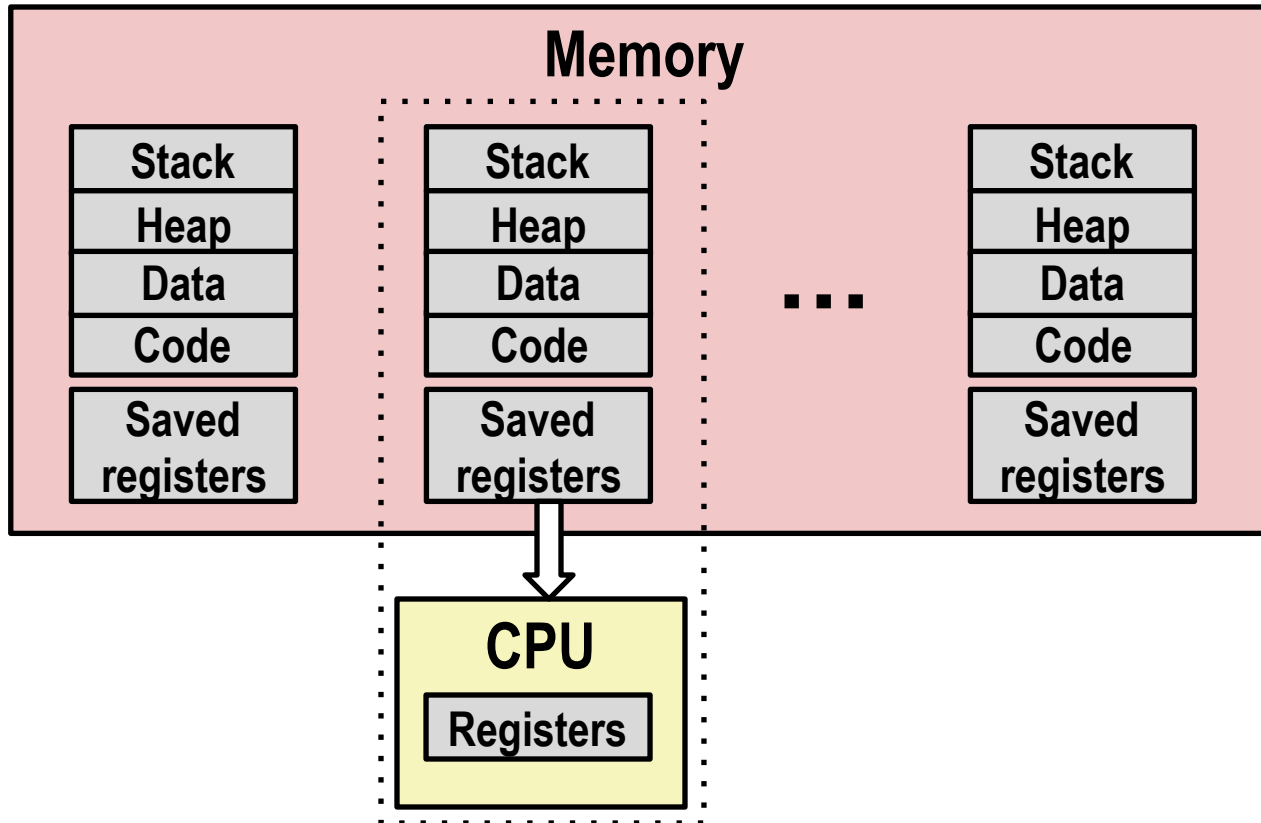
- Save current registers in memory

Multiprocessing: The (Traditional) Reality



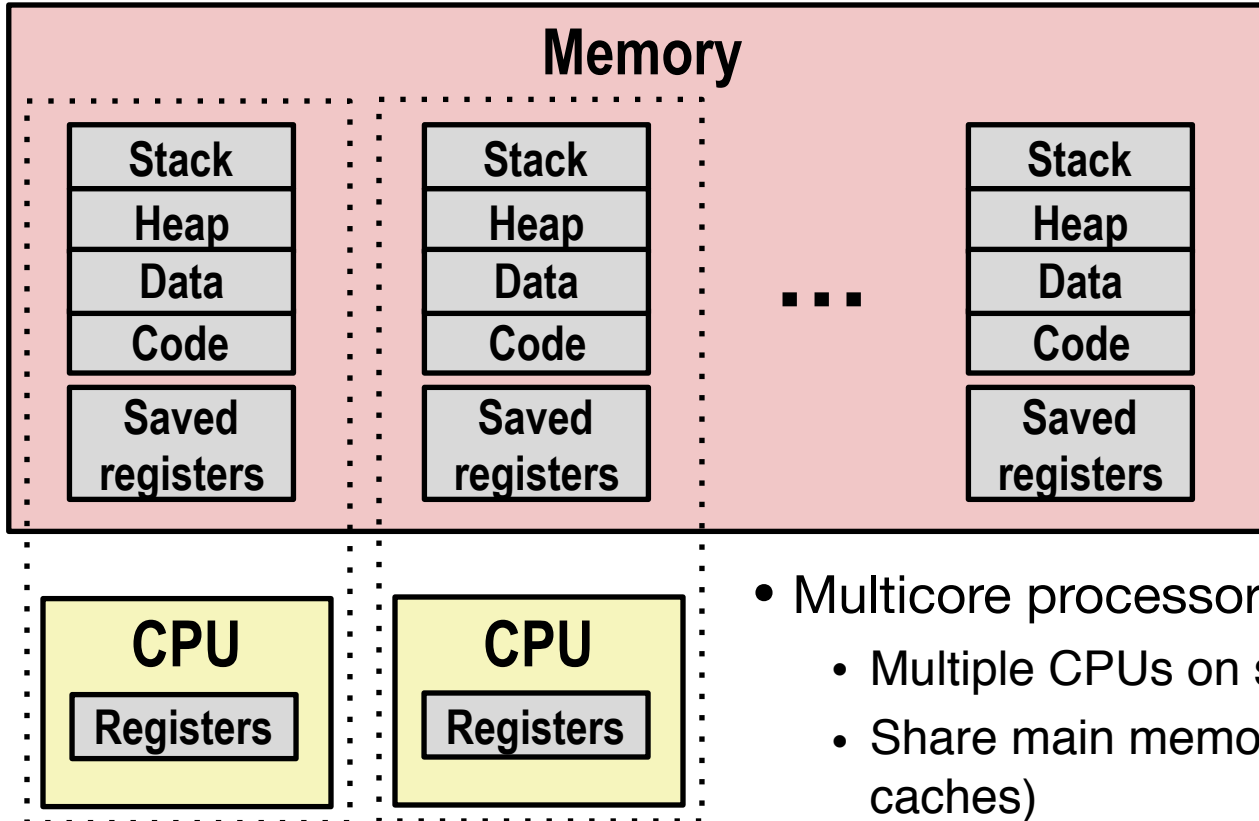
- Schedule next process for execution

Multiprocessing: The (Traditional) Reality



- Load saved registers and switch address space (context switch)

Multiprocessing: The (Modern) Reality



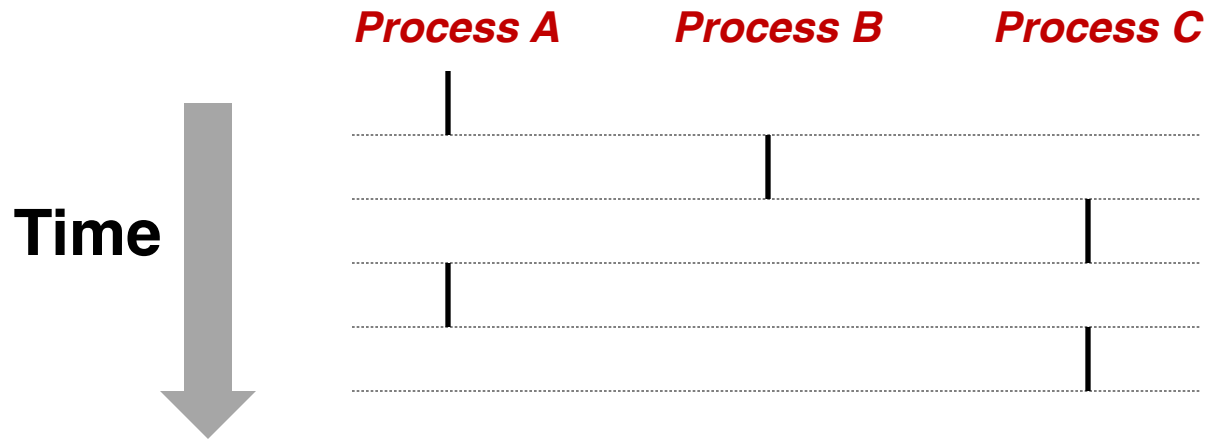
- Multicore processors
 - Multiple CPUs on single chip
 - Share main memory (and some of the caches)
 - Each can execute a separate process
 - Scheduling of processors onto cores done by kernel

Concurrent Processes

- Each process is a logical control flow.
- Two processes *run concurrently* (*are concurrent*) if their flows overlap in time
- Otherwise, they are *sequential*

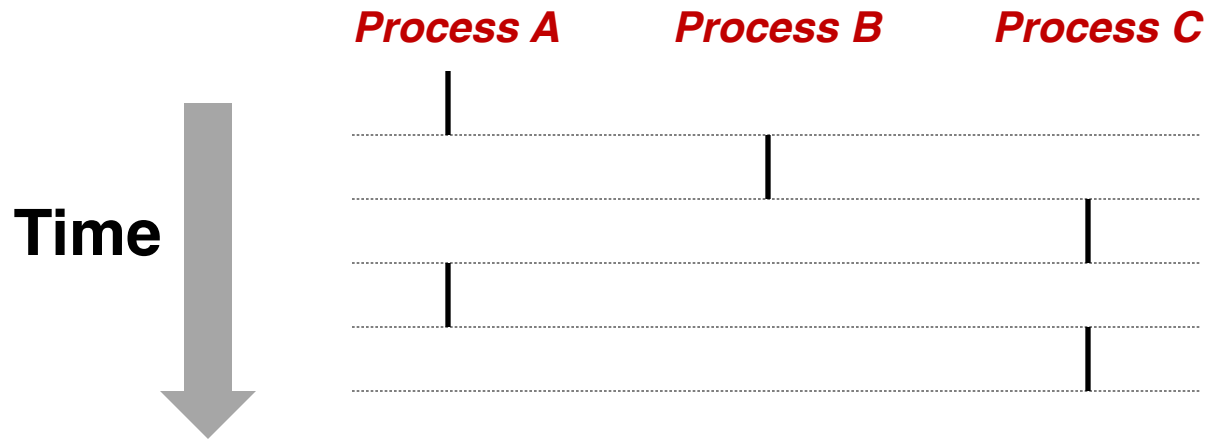
Concurrent Processes

- Each process is a logical control flow.
- Two processes *run concurrently* (are concurrent) if their flows overlap in time
- Otherwise, they are *sequential*
- Examples (running on single core):



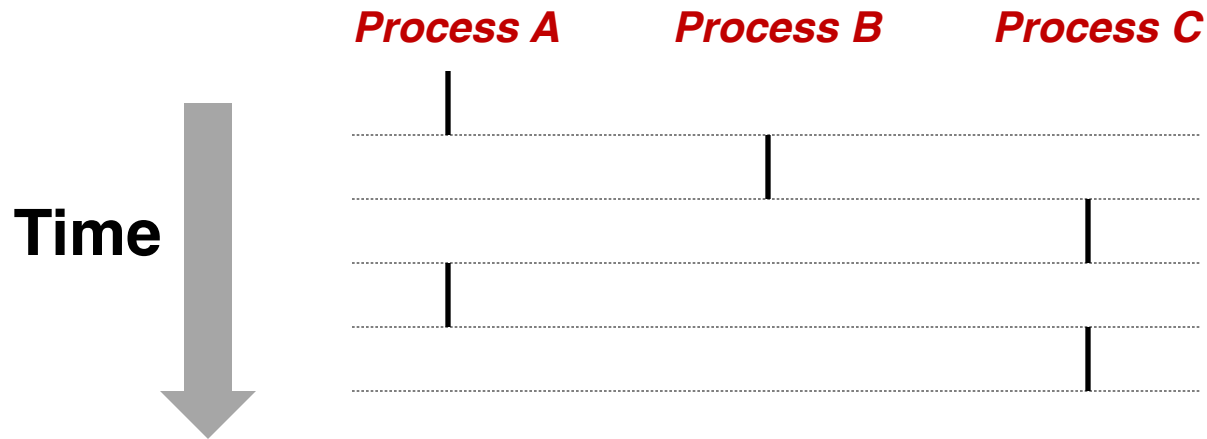
Concurrent Processes

- Each process is a logical control flow.
- Two processes *run concurrently* (are concurrent) if their flows overlap in time
- Otherwise, they are *sequential*
- Examples (running on single core):
 - Concurrent: A & B, A & C




Concurrent Processes

- Each process is a logical control flow.
- Two processes *run concurrently* (are concurrent) if their flows overlap in time
- Otherwise, they are *sequential*
- Examples (running on single core):
 - Concurrent: A & B, A & C
 - Sequential: B & C



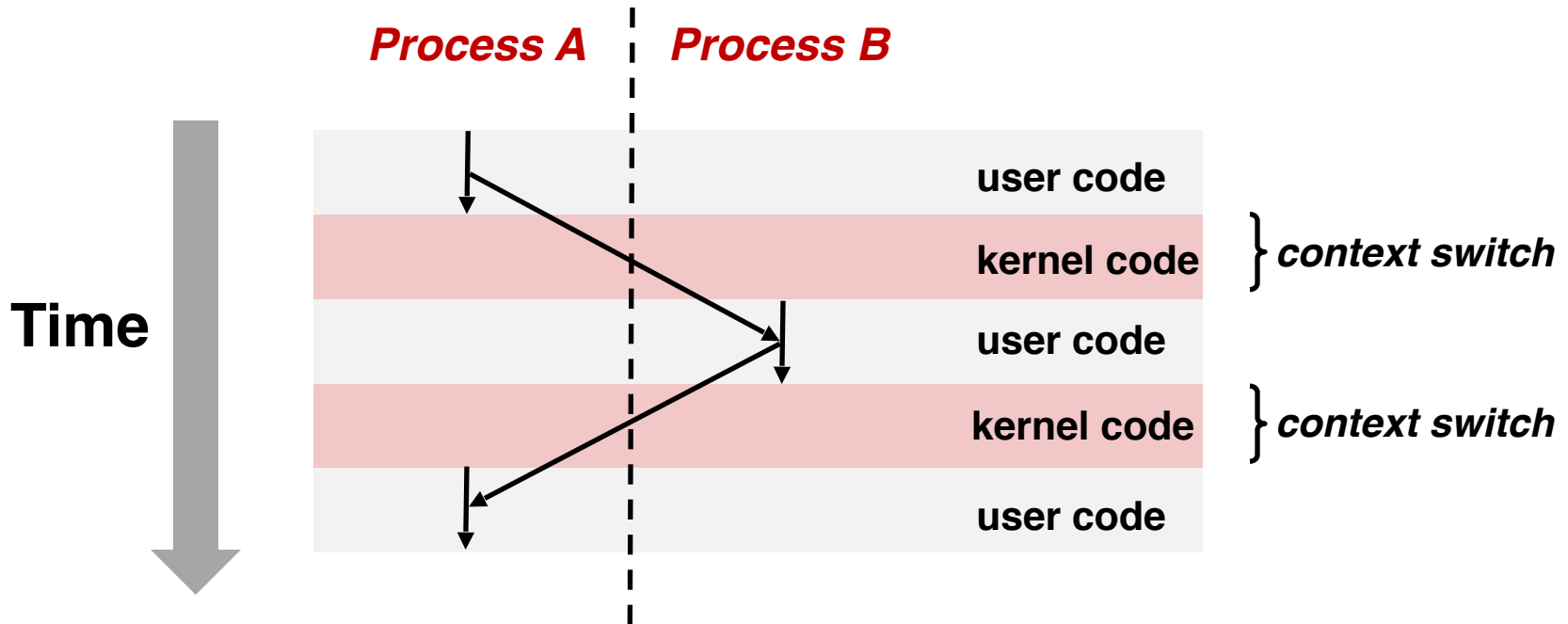
User View of Concurrent Processes

- Control flows for concurrent processes are physically disjoint in time
- However, we can think of concurrent processes as running in parallel with each other



Context Switching

- Processes are managed by a shared chunk of memory-resident OS code called the *kernel*
 - Important: the kernel is not a separate process, but rather runs as part of some existing process.
- Control flow passes from one process to another via a *context switch*



Today

- Processes
- **Process Control**
- Signals

Obtaining Process IDs

- `pid_t getpid(void)`
 - Returns PID of current process
- `pid_t getppid(void)`
 - Returns PID of parent process

Creating and Terminating Processes

From a programmer's perspective, we can think of a process as being in one of three states

- **Running**
 - Process is either executing, or waiting to be executed and will eventually be *scheduled* (i.e., chosen to execute) by the kernel
- **Stopped**
 - Process execution is suspended and will not be scheduled until further notice (through something call **signals**)
- **Terminated**
 - Process is stopped permanently

Terminating Processes

- Process becomes terminated for one of three reasons:
 - Receiving a signal whose default action is to terminate
 - Returning from the `main` routine
 - Calling the `exit` function
- `void exit(int status)`
 - Terminates with an *exit status* of `status`
 - Convention: normal return status is 0, nonzero on error
 - Another way to explicitly set the exit status is to return an integer value from the main routine
- `exit` is called **once** but **never** returns.

Creating Processes

- Parent process creates a new running child process by calling `fork`
- `int fork(void)`
 - Returns 0 to the child process, child's PID to parent process
 - Child is almost identical to parent:
 - Child get an identical (but separate) copy of the parent's (virtual) address space (i.e., same stack copies, code, etc.)
 - Child gets identical copies of the parent's open file descriptors
 - Child has a different PID than the parent
- `fork` is interesting (and often confusing) because it is called **once** but returns **twice**

fork Example

```
int main()
{
    pid_t pid;
    int x = 1;

    pid = Fork();
    if (pid == 0) { /* Child */
        printf("child : x=%d\n", ++x);
        exit(0);
    }

    /* Parent */
    printf("parent: x=%d\n", --x);
    exit(0);
}
```

fork.c

```
linux> ./fork
parent: x=0
child : x=2
```


fork Example

```
int main()
{
    pid_t pid;
    int x = 1;

    pid = Fork();
    if (pid == 0) { /* Child */
        printf("child : x=%d\n", ++x);
        exit(0);
    }

    /* Parent */
    printf("parent: x=%d\n", --x);
    exit(0);
}
```

fork.c

- Call once, return twice

```
linux> ./fork
parent: x=0
child : x=2
```

fork Example

```
int main()
{
    pid_t pid;
    int x = 1;

    pid = Fork();
    if (pid == 0) { /* Child */
        printf("child : x=%d\n", ++x);
        exit(0);
    }

    /* Parent */
    printf("parent: x=%d\n", --x);
    exit(0);
}
```

fork.c

- Call once, return twice
- Concurrent execution
 - Can't predict execution order of parent and child

```
linux> ./fork
parent: x=0
child : x=2
```

fork Example

```
int main()
{
    pid_t pid;
    int x = 1;

    pid = Fork();
    if (pid == 0) { /* Child */
        printf("child : x=%d\n", ++x);
        exit(0);
    }

    /* Parent */
    printf("parent: x=%d\n", --x);
    exit(0);
}
```

fork.c

- Call once, return twice
- Concurrent execution
 - Can't predict execution order of parent and child
- Duplicate but separate address space
 - x has a value of 1 when fork returns in parent and child
 - Subsequent changes to x are independent

```
linux> ./fork
parent: x=0
child : x=2
```

fork Example

```
int main()
{
    pid_t pid;
    int x = 1;

    pid = Fork();
    if (pid == 0) { /* Child */
        printf("child : x=%d\n", ++x);
        exit(0);
    }

    /* Parent */
    printf("parent: x=%d\n", --x);
    exit(0);
}
```

fork.c

```
linux> ./fork
parent: x=0
child : x=2
```

- Call once, return twice
- Concurrent execution
 - Can't predict execution order of parent and child
- Duplicate but separate address space
 - x has a value of 1 when fork returns in parent and child
 - Subsequent changes to x are independent
- Shared open files
 - stdout is the same in both parent and child

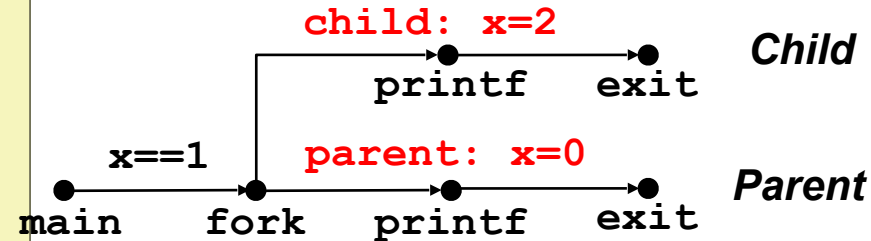
Process Graph Example

```
int main()
{
    pid_t pid;
    int x = 1;

    pid = Fork();
    if (pid == 0) { /* Child */
        printf("child : x=%d\n", ++x);
        exit(0);
    }

    /* Parent */
    printf("parent: x=%d\n", --x);
    exit(0);
}
```

fork.c

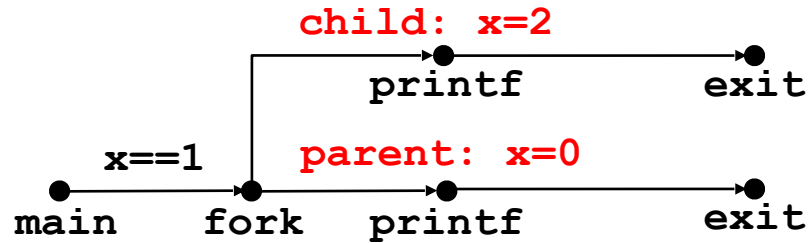


Modeling `fork` with Process Graphs

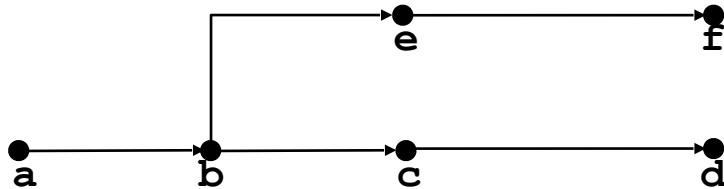
- A *process graph* is a useful tool for capturing the partial ordering of statements in a concurrent program:
 - Each vertex is the execution of a statement
 - An edge from a to b ($a \rightarrow b$) means a happens before b
 - Each graph begins with a vertex with no incoming edges
- The process graph helps us reason about the execution order among different processes when running on one single CPU

Interpreting Process Graphs

- Original graph:

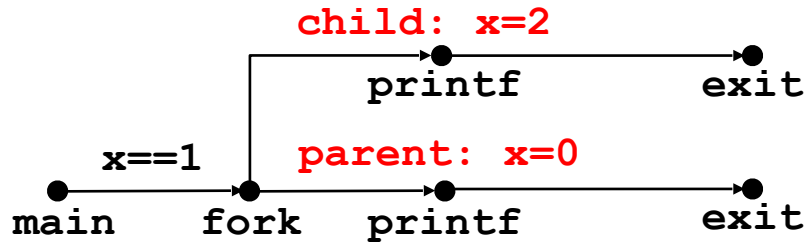


- Abstracted graph:

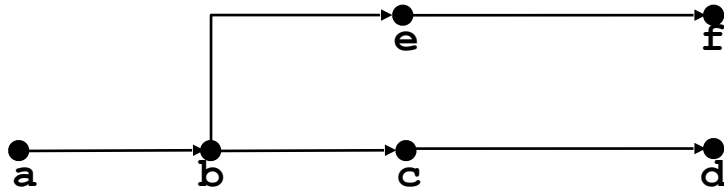


Interpreting Process Graphs

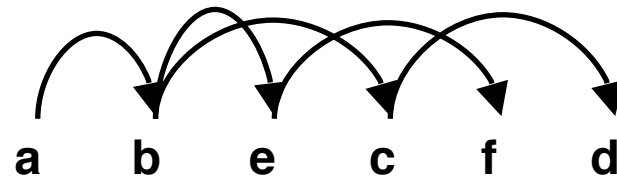
- Original graph:



- Abstracted graph:

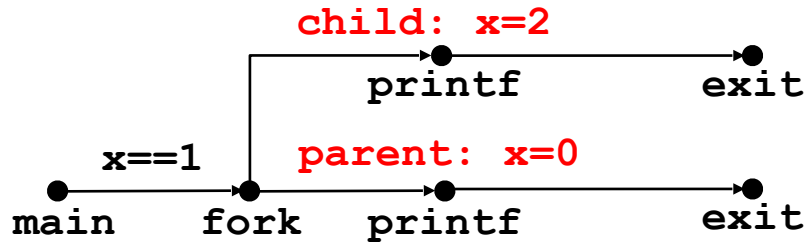


Feasible execution ordering:

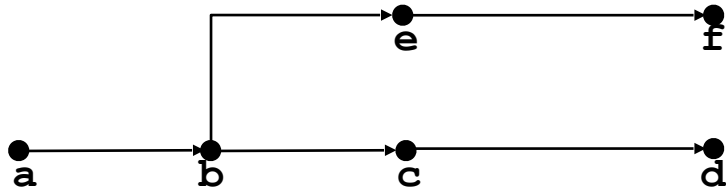


Interpreting Process Graphs

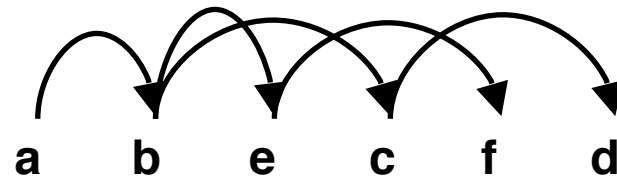
- Original graph:



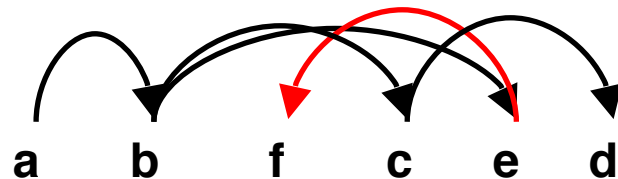
- Abstracted graph:



Feasible execution ordering:



Infeasible execution ordering:



fork Example: Two consecutive forks

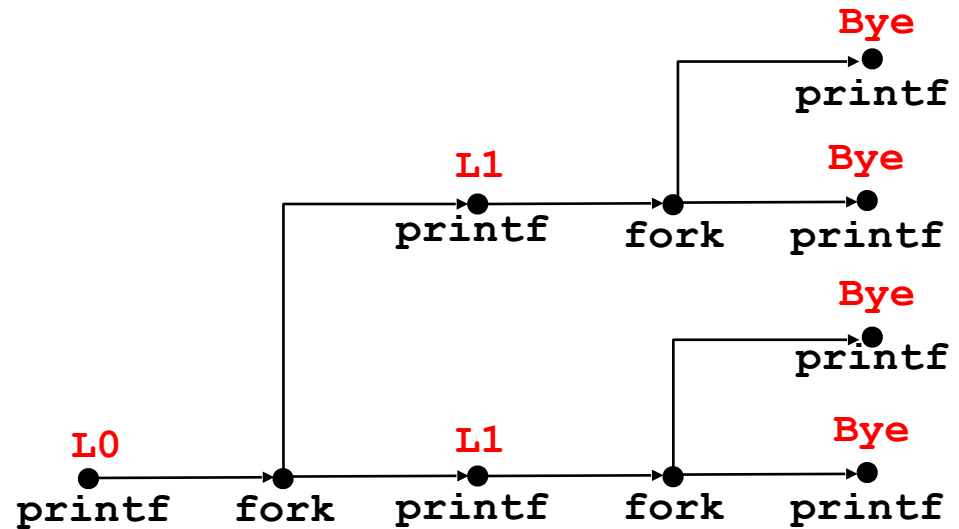
```
void fork2()  
{  
    printf("L0\n");  
    fork();  
    printf("L1\n");  
    fork();  
    printf("Bye\n");  
}
```

forks.c

fork Example: Two consecutive forks

```
void fork2()
{
    printf("L0\n");
    fork();
    printf("L1\n");
    fork();
    printf("Bye\n");
}
```

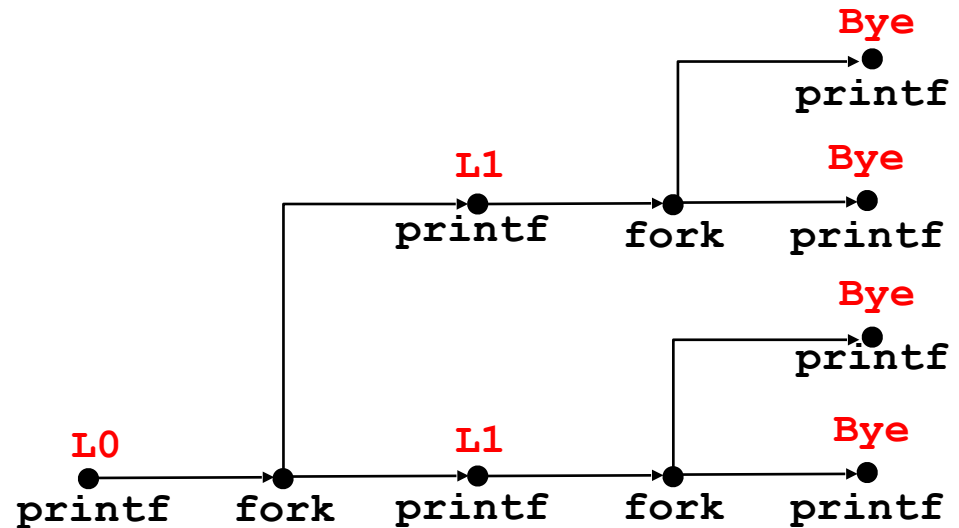
forks.c



fork Example: Two consecutive forks

```
void fork2()  
{  
    printf("L0\n");  
    fork();  
    printf("L1\n");  
    fork();  
    printf("Bye\n");  
}
```

forks.c



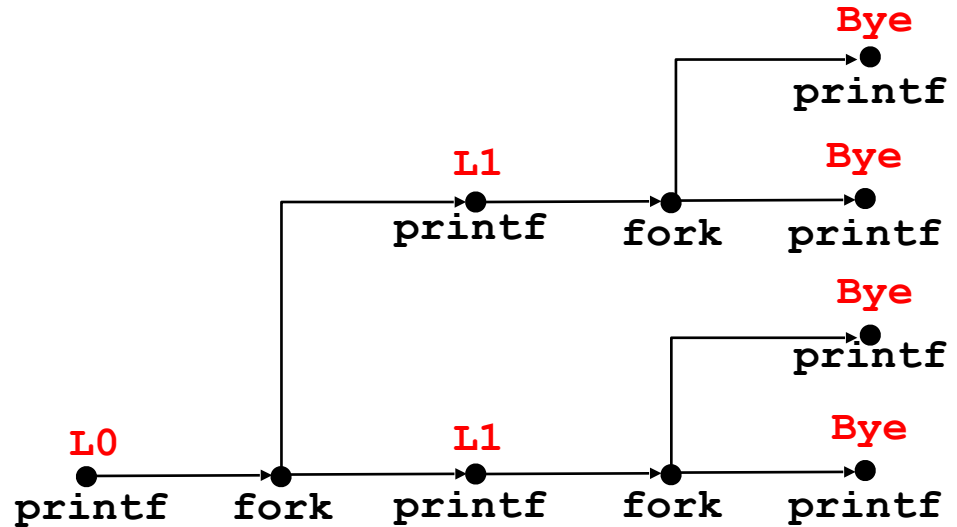
Feasible output:

L0
L1
Bye
Bye
L1
Bye
Bye

fork Example: Two consecutive forks

```
void fork2()
{
    printf("L0\n");
    fork();
    printf("L1\n");
    fork();
    printf("Bye\n");
}
```

forks.c



Feasible output:

L0
L1
Bye
Bye
L1
Bye
Bye

Infeasible output:

L0
Bye
L1
Bye
L1
Bye
Bye

fork Example: Nested forks in parent

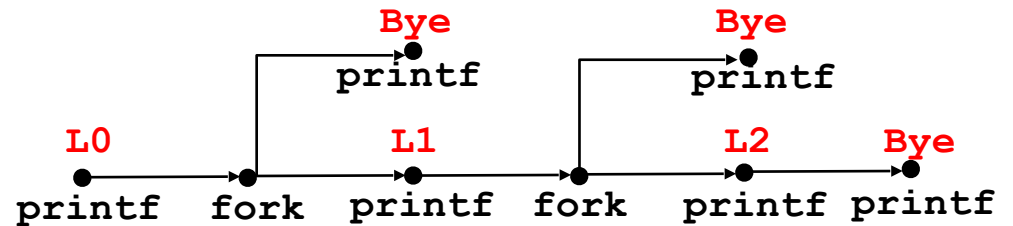
```
void fork4()
{
    printf("L0\n");
    if (fork() != 0) {
        printf("L1\n");
        if (fork() != 0) {
            printf("L2\n");
        }
    }
    printf("Bye\n");
}
```

forks.c

fork Example: Nested forks in parent

```
void fork4()
{
    printf("L0\n");
    if (fork() != 0) {
        printf("L1\n");
        if (fork() != 0) {
            printf("L2\n");
        }
    }
    printf("Bye\n");
}
```

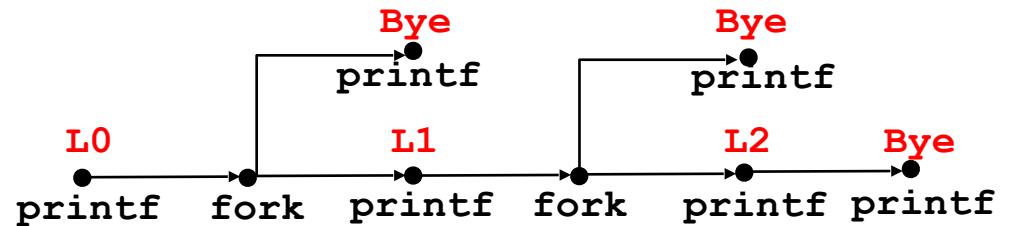
forks.c



fork Example: Nested forks in parent

```
void fork4()
{
    printf("L0\n");
    if (fork() != 0) {
        printf("L1\n");
        if (fork() != 0) {
            printf("L2\n");
        }
    }
    printf("Bye\n");
}
```

forks.c



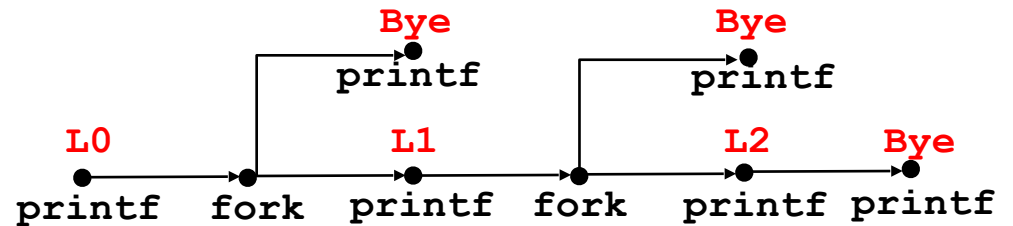
Feasible output:

L0
L1
Bye
Bye
L2
Bye

fork Example: Nested forks in parent

```
void fork4()
{
    printf("L0\n");
    if (fork() != 0) {
        printf("L1\n");
        if (fork() != 0) {
            printf("L2\n");
        }
    }
    printf("Bye\n");
}
```

forks.c



Feasible output:

L0
L1
Bye
Bye
L2
Bye

Infeasible output:

L0
Bye
L1
Bye
Bye
L2

fork Example: Nested forks in children

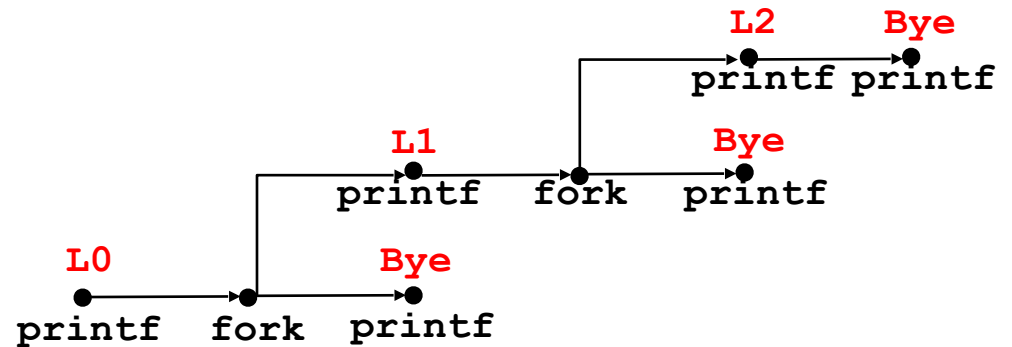
```
void fork5()
{
    printf("L0\n");
    if (fork() == 0) {
        printf("L1\n");
        if (fork() == 0) {
            printf("L2\n");
        }
    }
    printf("Bye\n");
}
```

forks.c

fork Example: Nested forks in children

```
void fork5()
{
    printf("L0\n");
    if (fork() == 0) {
        printf("L1\n");
        if (fork() == 0) {
            printf("L2\n");
        }
    }
    printf("Bye\n");
}
```

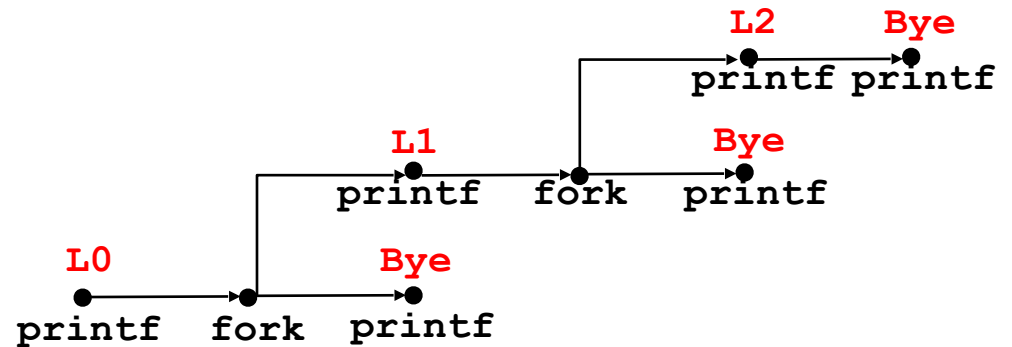
forks.c



fork Example: Nested forks in children

```
void fork5()
{
    printf("L0\n");
    if (fork() == 0) {
        printf("L1\n");
        if (fork() == 0) {
            printf("L2\n");
        }
    }
    printf("Bye\n");
}
```

forks.c



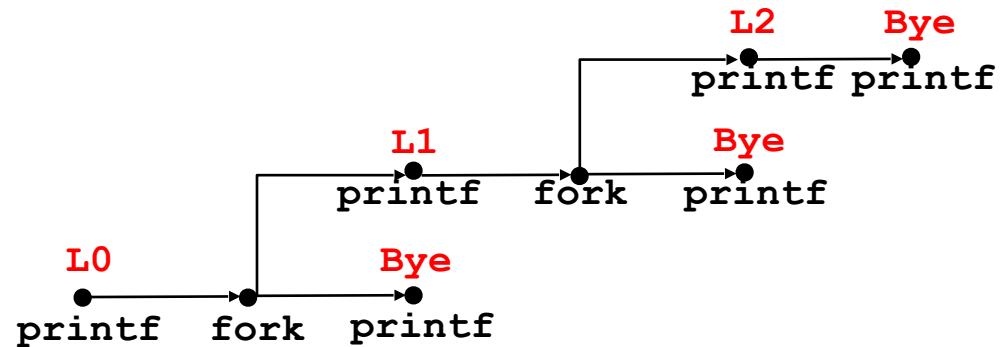
Feasible output:

L0
Bye
L1
L2
Bye
Bye

fork Example: Nested forks in children

```
void fork5()
{
    printf("L0\n");
    if (fork() == 0) {
        printf("L1\n");
        if (fork() == 0) {
            printf("L2\n");
        }
    }
    printf("Bye\n");
}
```

forks.c



Feasible output:

L0
Bye
L1
L2
Bye
Bye

Infeasible output:

L0
Bye
L1
Bye
Bye
L2

Reaping Child Processes

- When process terminates, it still consumes system resources
 - Examples: Exit status, various OS tables
 - Called a “zombie”: Living corpse, half alive and half dead
- Reaping
 - Performed by parent on terminated child (using `wait` or `waitpid`)

Reaping Child Processes

- When process terminates, it still consumes system resources
 - Examples: Exit status, various OS tables
 - Called a “zombie”: Living corpse, half alive and half dead
- Reaping
 - Performed by parent on terminated child (using `wait` or `waitpid`)
 - Parent is given exit status information
 - Kernel then deletes zombie child process
- What if parent doesn't reap?
 - If any parent terminates without reaping a child, then the orphaned child will be reaped by `init` process (`pid == 1`)

Reaping Child Processes

- When process terminates, it still consumes system resources
 - Examples: Exit status, various OS tables
 - Called a “zombie”: Living corpse, half alive and half dead
- Reaping
 - Performed by parent on terminated child (using `wait` or `waitpid`)
 - Parent is given exit status information
 - Kernel then deletes zombie child process
- What if parent doesn't reap?
 - If any parent terminates without reaping a child, then the orphaned child will be reaped by `init` process (`pid == 1`)
 - So, only need explicit reaping in long-running processes
 - e.g., shells and servers


```
void fork7() {
    if (fork() == 0) {
        /* Child */
        printf("Terminating Child, PID = %d\n", getpid());
        exit(0);
    } else {
        printf("Running Parent, PID = %d\n", getpid());
        while (1)
            ; /* Infinite loop */
    }
}
```

forks.c

```

void fork7() {
    if (fork() == 0) {
        /* Child */
        printf("Terminating Child, PID = %d\n", getpid());
        exit(0);
    } else {
        printf("Running Parent, PID = %d\n", getpid());
        while (1)
            ; /* Infinite loop */
    }
}

```

forks.c

```

linux> ./forks 7 &
[1] 6639
Running Parent, PID = 6639
Terminating Child, PID = 6640
linux> ps
  PID TTY          TIME CMD
 6585 tty9          00:00:00 tcsh
 6639 tty9          00:00:03 forks
 6640 tty9          00:00:00 forks <defunct>
 6641 tty9          00:00:00 ps
linux> kill 6639
[1]      Terminated
linux> ps
  PID TTY          TIME CMD
 6585 tty9          00:00:00 tcsh
 6642 tty9          00:00:00 ps

```

```

void fork7() {
    if (fork() == 0) {
        /* Child */
        printf("Terminating Child, PID = %d\n", getpid());
        exit(0);
    } else {
        printf("Running Parent, PID = %d\n", getpid());
        while (1)
            ; /* Infinite loop */
    }
}

```

forks.c

```

linux> ./forks 7 &
[1] 6639
Running Parent, PID = 6639
Terminating Child, PID = 6640
linux> ps
  PID TTY          TIME CMD
 6585 ttyp9        00:00:00 tcsh
 6639 ttyp9        00:00:03 forks
 6640 ttyp9        00:00:00 forks <defunct>
 6641 ttyp9        00:00:00 ps
linux> kill 6639
[1]      Terminated
linux> ps
  PID TTY          TIME CMD
 6585 ttyp9        00:00:00 tcsh
 6642 ttyp9        00:00:00 ps

```

- ps shows child process as “defunct” (i.e., a zombie)



```

void fork7() {
    if (fork() == 0) {
        /* Child */
        printf("Terminating Child, PID = %d\n", getpid());
        exit(0);
    } else {
        printf("Running Parent, PID = %d\n", getpid());
        while (1)
            ; /* Infinite loop */
    }
}

```

forks.c

```

linux> ./forks 7 &
[1] 6639
Running Parent, PID = 6639
Terminating Child, PID = 6640
linux> ps
  PID TTY          TIME CMD
 6585 ttyp9        00:00:00 tcsh
 6639 ttyp9        00:00:03 forks
 6640 ttyp9        00:00:00 forks <defunct>
 6641 ttyp9        00:00:00 ps
linux> kill 6639
[1] Terminated
linux> ps
  PID TTY          TIME CMD
 6585 ttyp9        00:00:00 tcsh
 6642 ttyp9        00:00:00 ps

```

- `ps` shows child process as “defunct” (i.e., a zombie)
- Killing parent allows child to be reaped by `init`

```
void fork8()
{
    if (fork() == 0) {
        /* Child */
        printf("Running Child, PID = %d\n",
            getpid());
        while (1)
            ; /* Infinite loop */
    } else {
        printf("Terminating Parent, PID = %d\n",
            getpid());
        exit(0);
    }
}
```

forks.c

```

void fork8()
{
    if (fork() == 0) {
        /* Child */
        printf("Running Child, PID = %d\n",
            getpid());
        while (1)
            ; /* Infinite loop */
    } else {
        printf("Terminating Parent, PID = %d\n",
            getpid());
        exit(0);
    }
}

```

forks.c

```

linux> ./forks 8
Terminating Parent, PID = 6675
Running Child, PID = 6676
linux> ps
  PID TTY          TIME CMD
 6585 ttyp9        00:00:00 tcsh
 6676 ttyp9        00:00:06 forks
 6677 ttyp9        00:00:00 ps
linux> kill 6676
linux> ps
  PID TTY          TIME CMD
 6585 ttyp9        00:00:00 tcsh
 6678 ttyp9        00:00:00 ps

```

```

void fork8()
{
    if (fork() == 0) {
        /* Child */
        printf("Running Child, PID = %d\n",
            getpid());
        while (1)
            ; /* Infinite loop */
    } else {
        printf("Terminating Parent, PID = %d\n",
            getpid());
        exit(0);
    }
}

```

forks.c

```

linux> ./forks 8
Terminating Parent, PID = 6675
Running Child, PID = 6676
linux> ps
  PID TTY          TIME CMD
 6585 ttyp9        00:00:00 tcsh
 6676 ttyp9        00:00:06 forks
 6677 ttyp9        00:00:00 ps
linux> kill 6676
linux> ps
  PID TTY          TIME CMD
 6585 ttyp9        00:00:00 tcsh
 6678 ttyp9        00:00:00 ps

```

- Child process still active even though parent has terminated

```

void fork8()
{
    if (fork() == 0) {
        /* Child */
        printf("Running Child, PID = %d\n",
            getpid());
        while (1)
            ; /* Infinite loop */
    } else {
        printf("Terminating Parent, PID = %d\n",
            getpid());
        exit(0);
    }
}

```

forks.c

```

linux> ./forks 8
Terminating Parent, PID = 6675
Running Child, PID = 6676
linux> ps
  PID TTY          TIME CMD
 6585 ttyp9        00:00:00 tcsh
 6676 ttyp9        00:00:06 forks
 6677 ttyp9        00:00:00 ps
linux> kill 6676
linux> ps
  PID TTY          TIME CMD
 6585 ttyp9        00:00:00 tcsh
 6678 ttyp9        00:00:00 ps

```

- Child process still active even though parent has terminated
- Must kill child explicitly, or else will keep running indefinitely

wait: Synchronizing with Children

```
void fork9() {
    int child_status;

    if (fork() == 0) {
        printf("HC: hello from child\n");
        exit(0);
    } else {
        printf("HP: hello from parent\n");
        wait(&child_status);
        printf("CT: child has terminated\n");
    }
    printf("Bye\n");
}
```

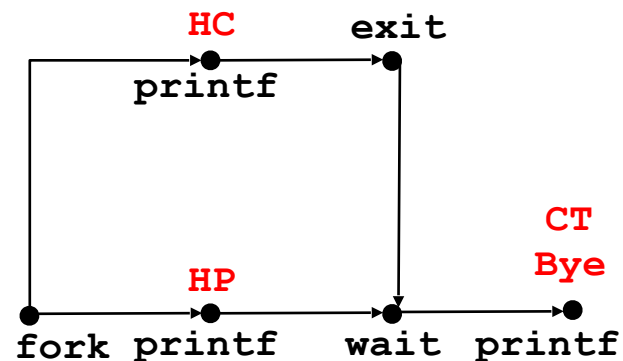
forks.c

wait: Synchronizing with Children

```
void fork9() {
    int child_status;

    if (fork() == 0) {
        printf("HC: hello from child\n");
        exit(0);
    } else {
        printf("HP: hello from parent\n");
        wait(&child_status);
        printf("CT: child has terminated\n");
    }
    printf("Bye\n");
}
```

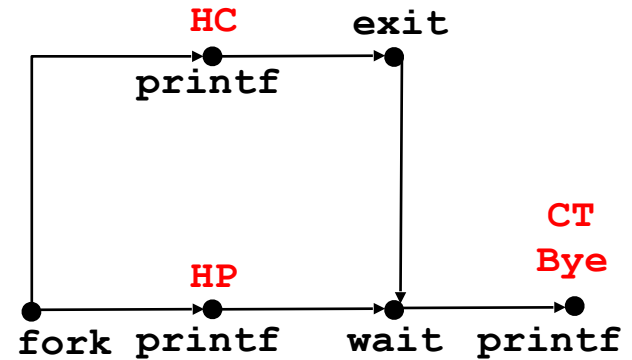
forks.c



wait: Synchronizing with Children

```
void fork9() {  
    int child_status;  
  
    if (fork() == 0) {  
        printf("HC: hello from child\n");  
        exit(0);  
    } else {  
        printf("HP: hello from parent\n");  
        wait(&child_status);  
        printf("CT: child has terminated\n");  
    }  
    printf("Bye\n");  
}
```

forks.c



Feasible output:

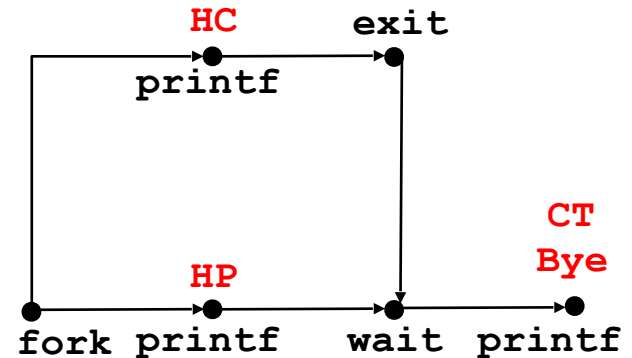
HC
HP
CT
Bye

wait: Synchronizing with Children

```
void fork9() {
    int child_status;

    if (fork() == 0) {
        printf("HC: hello from child\n");
        exit(0);
    } else {
        printf("HP: hello from parent\n");
        wait(&child_status);
        printf("CT: child has terminated\n");
    }
    printf("Bye\n");
}
```

forks.c



Feasible output:

HC
HP
CT
Bye

Infeasible output:

HP
CT
Bye
HC

`wait`: Synchronizing with Children

- Parent reaps a child by calling the `wait` function
- `int wait(int *child_status)`
 - Suspends current process until one of its children terminates
 - Return value is the `pid` of the child process that terminated
 - If `child_status != NULL`, then the integer it points to will be set to a value that indicates reason the child terminated and the exit status:
 - Checked using macros defined in `wait.h`
 - `WIFEXITED`, `WEXITSTATUS`, `WIFSIGNALED`, `WTERMSIG`, `WIFSTOPPED`, `WSTOPSIG`, `WIFCONTINUED`
 - See textbook for details

Another `wait` Example

- If multiple children completed, will take in arbitrary order
- Can use macros `WIFEXITED` and `WEXITSTATUS` to get information about exit status

```
void fork10() {
    pid_t pid[N];
    int i, child_status;

    for (i = 0; i < N; i++)
        if ((pid[i] = fork()) == 0) {
            exit(100+i); /* Child */
        }
    for (i = 0; i < N; i++) { /* Parent */
        pid_t wpid = wait(&child_status);
        if (WIFEXITED(child_status))
            printf("Child %d terminated with exit status %d\n",
                wpid, WEXITSTATUS(child_status));
        else
            printf("Child %d terminate abnormally\n", wpid);
    }
}
```

forks.c

waitpid: Waiting for a Specific Process

- `pid_t waitpid(pid_t pid, int &status, int options)`
 - Suspends current process until specific process terminates
 - Various options (see textbook)

```
void fork11() {
    pid_t pid[N];
    int i;
    int child_status;

    for (i = 0; i < N; i++)
        if ((pid[i] = fork()) == 0)
            exit(100+i); /* Child */
    for (i = N-1; i >= 0; i--) {
        pid_t wpid = waitpid(pid[i], &child_status, 0);
        if (WIFEXITED(child_status))
            printf("Child %d terminated with exit status %d\n",
                wpid, WEXITSTATUS(child_status));
        else
            printf("Child %d terminate abnormally\n", wpid);
    }
}
```

forks.c